

**Description**

The Halo Home In-Wall Smart Dimmer turns standard lights into smart lights. The Smart Dimmer is designed to connect to the Halo Home Bluetooth Mesh network with no hub or internet connection required. The Smart Dimmer can occupy any position in a multi-gang junction box, while the other positions of the junction box can be occupied by switches or other dimmers. The Smart Dimmer can be configured to work with the HALO Home In-wall Accessory dimmer to enable three-way lighting control within a space.

Catalog #		Type
Project		
Comments		Date
Prepared by		

**Specification Features**

**Wireless System**

- Utilizes Bluetooth Mesh 4.0
- Wireless range of up to 100 feet from Bluetooth device to device and up to 33 feet from Bluetooth smartphone/tablet to closest device.
- 2.4GHz signal frequency
- HALO Home products work better together. Smartphone will need to be within range to control a HALO Home device. Expand and strengthen the Bluetooth network range by adding more HALO Home devices. Visit [halohomesupport.eaton.com](http://halohomesupport.eaton.com) to learn more.

**Wireless Pairing**

- See Halo quick start guide for wireless setup, guidance and troubleshooting.

**Features**

- Control standard lights with the switch or free HALO Home app
- Features ON/OFF, Dimming, Groups, Schedules, and Scenes
- Works with dimmable LEDs, CFL, halogen, and incandescent bulbs and light fixtures

**Environmental**

- Rated for Indoor Use only. 32°F to 104°F (0°C to 40°C) damp locations

**Design Features**

- Range: Up to 100 feet line of sight
- Dimmer to have four 6" pre-stripped wire leads for line (black), load (red), ground (green)
- Air-gap switch disconnects power from load forcing an OFF condition to safely work on the light fixtures.
- Air-gap switch will also disconnect power from the internal circuitry of the dimmer.
- Air-gap switch is a 1 way switch – power is connected through the air-gap switch when the air-gap plastic is pulled out.
- Large paddle switch that actuates 2 switches. Upper part of paddle actuates one switch ON, and lower part of paddle actuates the other switch OFF for ON and OFF functions listed below.
- Thin dimmer rocker switch that also actuates 2 more switches. Upper part of rocker actuates one switch Brighten, and lower part of paddle actuates the other switch Dim for Brighten and Dim functions listed below.
- One status LED under firmware control
- Dimming state shall be retained in the event of AC power loss.
- Acoustic noise not to exceed 22 dBA SPL at 1 ft

**Button Functions**

- Dim up (Brighten) will brighten the lamps associated to the Smart Dimmer
- Dim down will dim the lamps associated to the Smart Dimmer
- ON will turn on the lamps associated to the Smart Dimmer
- OFF will turn off the lamps associated to the Smart Dimmer
- Holding the ON button for 12 seconds will factory reset the dimmer and it will also be in Bluetooth pairing mode.

**Factory Reset**

- Hold the ON button for 12 seconds to reset and claim to your account.

**Certifications & Compliance**

- cULus Listed, NOM Certified. Complies with FCC Part 15, Class B,
- Industry Canada RSS-Gen and RSS-247
- Title 24 and Title 20 Compliant
- NEMA SSL 7A Compliant type 1 Dimmer
- Bluetooth Certification 4.1 or higher + Mesh
- ROHS-2

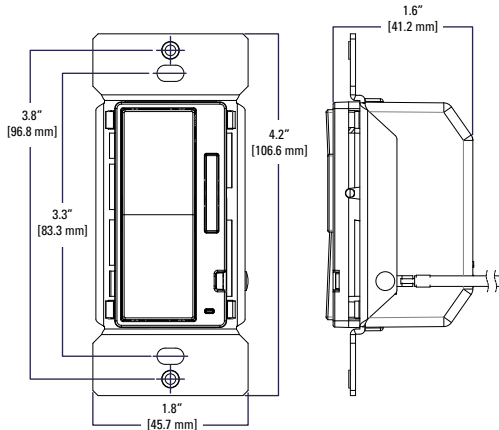
**Warranty**

Five year limited warranty, consult website for details. [eaton.com/lighting/legal](http://eaton.com/lighting/legal)

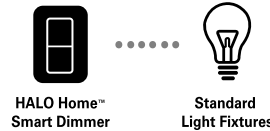


**HALO Home HIWMA**

**HALO Home In-wall Smart Dimmer**



**Single Switch**



HALO Home™ Smart Dimmer

Standard Light Fixtures

**3-Way or multi-switch**



HALO Home™ Smart Dimmer (Sold Separately)

Standard Light Fixtures

HALO Home™ Accessory Dimmers

**Ordering Information**


SAMPLE NUMBER: HIWMA1BLE40AWH

Device	Generation	Radio	Finish
HIWMA = HALO In-Wall Smart Dimmer <sup>1</sup>	1=1st generation	BLE40A=Bluetooth Low Energy 4.0	WH=White BL=Black LA=Light Almond

1. Wall plate sold separately.

**Multi-Unit Installation Chart**

Device	Load Type	1-Gang	2-Gang	3-Gang
HIWMA1BLE40AWH	INC/ELV/FLR/Halogen/MLV	600W/VA	550W/VA	500W/VA
	LED/CFL	300W	300W	300W



ENERGY DATA	
Input Voltage	120V
Input Current	-
Input Power	5W
Efficiency	-
Inrush (A)	-
THD: -	
PF: -	
T Ambient -	
Sound Rating -	