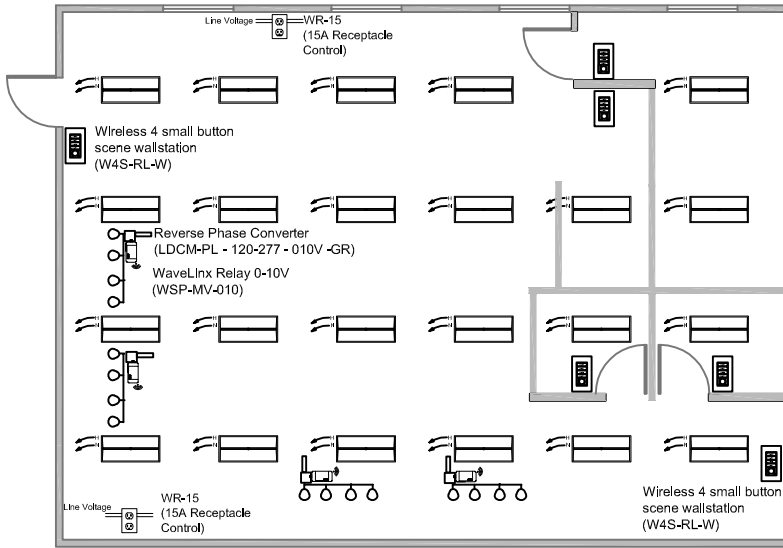




# WaveLinx Wireless Connected Lighting

CA TITLE 24 2016 DESIGN GUIDE  
RETAIL WITH 0-10V DIMMING AND DEMAND RESPONSE



## Bill of Materials

Qty	Catalog #	Description
1	WAC-POE	Wireless Area Controller
6	W4S-RL-W	1 Large button scene wallstation
4	WSP-MV-010	WaveLinx Relay 0-10V Switchpack
4	LDCM-PL - 120-277 - 010V -GR	Linear Dimming Control Modules
23	24EN-LD2-34-UNV-L835-CD1-SWPD1-U	Encounter 2x4 with INstinct Sensor

## SEQUENCE OF OPERATIONS:

### LIGHTING

- 0-10V LIGHTING LOADS
- UP TO 3 DIMMING ZONES
- OUT OF THE BOX 75% HIGH END TRIM

### OCCUPANCY

- AUTOMATIC ON TO 50%
- OPTIONAL VACANCY MODE
- OPTIONAL AUTO ON TO SCENE
- PLUG LOAD TURNS ON WITH OCCUPANCY
- AUTOMATIC OFF OF LIGHTING AND PLUG LOAD ON VACANCY

### DAYLIGHTING

- CONTINUOUS DIMMING TO OFF
- INDIVIDUAL LUMINAIRE DAYLIGHT DIMMING
- DAYLIGHTING NOT REQUIRED FOR INDOOR OFFICES
- NOT REQUIRED IN SPACES WITHOUT WINDOWS THAT ARE LESS THAN 120W.

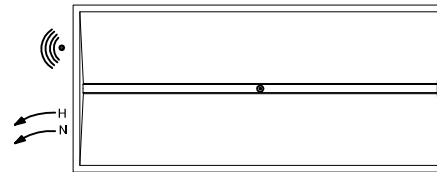
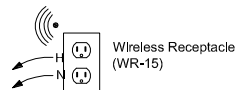
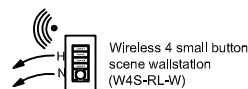
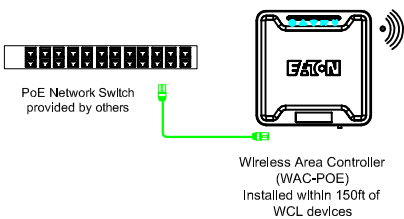
### MANUAL CONTROLS

- TOP OR DOMINANT BUTTON HALF LIGHTS (SETS LIGHTS TO 50% OR LESS)
- REMAINING BUTTONS TRIGGER SCENES
- RAISE
- LOWER
- ALL OFF

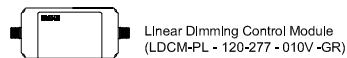
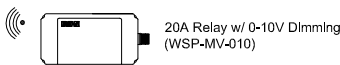
### ADDITIONAL FEATURES

- POWER MEASUREMENT REPORTING THROUGH MOBILE APPLICATION
- AUTOMATIC DEMAND RESPONSE AVAILABLE FROM WIRELESS AREA CONTROLLER
- SCHEDULING OF PARTIAL OFF LIGHT LEVELS AND TIMES FROM WIRELESS AREA CONTROLLER
- UL924 EMERGENCY CONTROL CAPABILITIES AVAILABLE VIA LUMINAIRE BATTERY BACKUP

## TYPICAL WIRING DETAIL



Encounter 2x4 with INstinct Sensor  
24EN-LD2-34-UNV-L835-CD1-SWPD1-U



Design Consideration:	Best Practice:	Best Practice:
Gateway/WAC range	150 feet to 250 feet LOS	300 feet LOS
Number of interior walls	2 walls	3 walls
Distance from WAC to 1st WCL device	150 feet	200 feet
Distance between WCL devices	75 feet	150 feet
Number of hops from WAC	4 hops	5 hops
Number of areas per WAC	16	16
Number of zones per area	3	16
Number of scenes per area	6	10

	Local Control	Manual ON	Partial ON	Bilevel Lighting	Daylight Side	Daylight Top	Partial OFF	Automatic OFF	Scheduled OFF	Receptacle Control	Energy Monitoring	Parking Garage	Functional Testing	Demand Response	Enhanced Digital
T24 2016	130.1(a)(b)	130.1(a)(b)	130.1(b)		130.1(d)	130.1(d)	130.1(c), 6	130.1(c), 5	130.1(c)	130.5(d)	130.5(b)	130.1(d)	130.4	130.1(e), 130.5(e)	