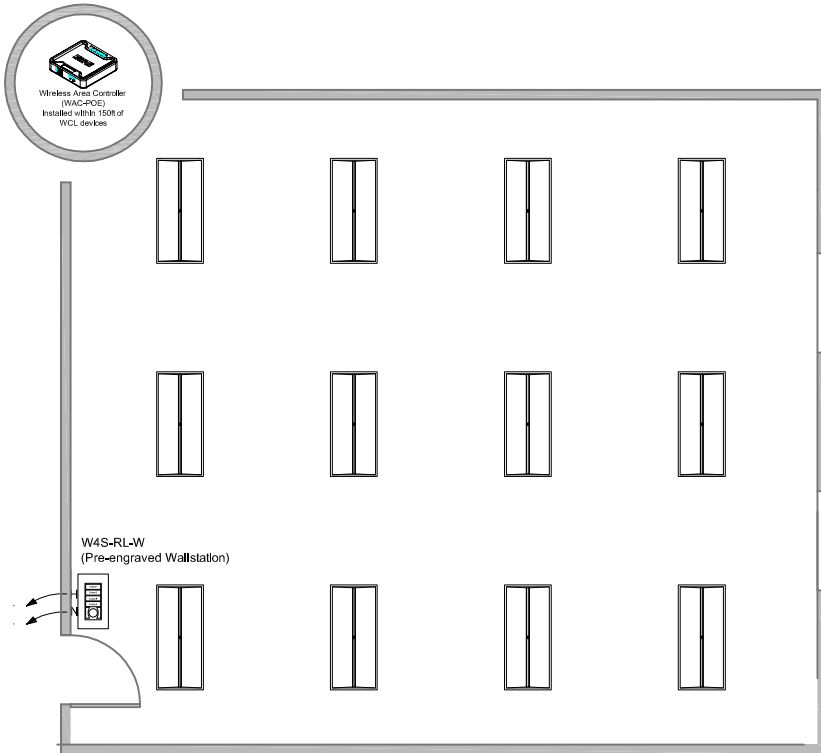


WaveLinx Wireless Connected Lighting



SEQUENCE OF OPERATIONS:

LIGHTING

- 0-10V LIGHTING LOADS
- UP TO 3 DIMMING ZONES
- INDIVIDUALLY ADDRESSABLE LUMINAIRES
- OUT OF THE BOX 75% HIGH END TRIM

OCCUPANCY

- AUTOMATIC ON TO 50%
- OPTIONAL VACANCY MODE
- OPTIONAL AUTO ON TO SCENE
- OPTIONAL PLUG LOAD TURNS ON/OFF WITH OCCUPANCY
- AUTOMATIC OFF OF LIGHTING AND PLUG LOAD ON VACANCY

DAYLIGHTING

- CONTINUOUS DIMMING TO OFF
- INDIVIDUAL LUMINAIRE DAYLIGHT DIMMING
- DAYLIGHTING NOT REQUIRED FOR INDOOR SPACES
- NOT REQUIRED IN SPACES WITHOUT WINDOWS THAT ARE LESS THAN 120W.

MANUAL CONTROLS

- DOMINANT BUTTON IS 50% LIGHT LEVEL
- PROGRAMMABLE SCENES
- SCENE RAISE
- SCENE LOWER
- ALL OFF

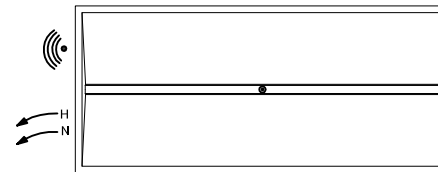
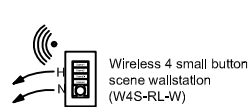
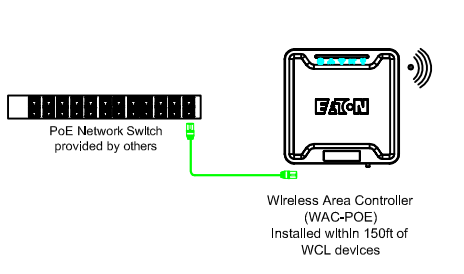
ADDITIONAL FEATURES

- POWER MEASUREMENT REPORTING THROUGH MOBILE APPLICATION
- AUTOMATIC DEMAND RESPONSE AVAILABLE FROM WIRELESS AREA CONTROLLER
- SCHEDULING OF PARTIAL OFF LIGHT LEVELS AND TIMES FROM WIRELESS AREA CONTROLLER
- UL924 EMERGENCY CONTROL CAPABILITIES AVAILABLE VIA LUMINAIRE BATTERY BACKUP

Bill of Materials

Qty	Catalog #	Description
1	WAC-POE	Wireless Area Controller
1	W4S-RL-W	4 Small button scene wallstation
12	24EN-LD2-34-UNV-L835-CD1-SWPD1-U	Encounter 2x4 with INstinct Sensor

TYPICAL WIRING DETAIL



Encounter 2x4 with INstinct Sensor
24EN-LD2-34-UNV-L835-CD1-SWPD1-U

Design Consideration:	Best Practice:	Best Practice:
Gateway/WAC range	150 feet to 250 feet LOS	300 feet LOS
Number of interior walls	2 walls	3 walls
Distance from WAC to 1st WCL device	150 feet	200 feet
Distance between WCL devices	75 feet	150 feet
Number of hops from WAC	4 hops	5 hops
Number of areas per WAC	16	16
Number of zones per area	3	16
Number of scenes per area	6	10

	Local Control	Manual ON	Partial ON	Ellevel Lighting	Daylight Side	Daylight Top	Partial OFF	Automatic OFF	Scheduled OFF	Receptacle Control	Energy Monitoring	Parking Garage	Functional Testing	Demand Response	Enhanced Digital
IECC 2015	C405. 2.2.3	C405. 2.2.3	C405. 2.1.1		C405. 2.3.2	C405. 2.3.1	C405. 2.1.2	C405. 2.1.1	C405. 2.2.1	C405. 2.4		C405. 2.5	C405. 2.3		C406. 4



Occupancy Sensor



Daylighting Control



Manual On/ Auto Off



Tuning Control



Manually Switched ON/OFF



Manual Dimmer



Receptacle Control



Lumen Maintenance Control



Demand Response