

# LK16 & LK32 – LiteKeeper 16 & 32

Catalog#	Prepared by
Project	Date
Comments	Type

## Overview

The LiteKeeper stand-alone lighting control panel is an all-inclusive premium grade system for applications that would traditionally use a timeclock in conjunction with contactors. Control up to 32 relays per panel. Several relay options and more standard features than any other stand-alone panel on the market combine to create a state of the art stand-alone lighting control system.


## Features

- Capable of mixed load voltages (120/277/347 VAC) as well as mixed sources (i.e. normal and emergency power)
- Manual and programmable control of each relay via a simple keypad and 4 line LCD display
- Normally open, latched, and two pole parallel relays available
- Flush mount kit and voltage separation barrier available
- Capable of controlling receptacle loads



November 2015

## Specifications

<b>Enclosure</b>	NEMA 1 surface mount, lockable
<b>Size</b>	LK16: 18"H x 15"W x 6.25"D (up to 16 relays) LK32: 30"H x 15"W x 6.25"D (up to 32 relays)
<b>Transformer Ratings</b>	Multi-tapped 120/277 VAC internally fused standard Optional 347 VAC internally fused
<b>Power Use Ratings</b>	Fully loaded panel 75 watts
<b>Operating Environment</b>	Temperature: 32°F to 122°F (0°C to 50°C)
<b>Master Override</b>	ON/AUTO/OFF
<b>Programming</b>	Onboard keypad and LCD display Optional PC Software
<b>Standard Relay Ratings</b>	20A, 120/277 VAC Normally open Maximum wire size: 10 AWG Mechanical operations: 10 million
<b>Latching Relay Ratings</b>	20A, 120/277 15A, 347 VAC Maximum wire size: 6 AWG Mechanical operations: 10 million Provides a system SCCR rating of 10,000A
<b>Two Pole Relay Ratings</b>	20A, 208/240/480 VAC Normally open Maximum wire size: 6 AWG Mechanical operations: 10 million
<b>Standards</b>	UL 916 Listed UL 924 with RIM 

## System Includes

- UL listed – UL 916 standard
- NEMA 1 enclosure
- 32 low voltage input connections
- Digital Switch interface
- Time schedules with astronomic clock
- Prioritization and masking of switch inputs, time schedules and remotes
- Timed inputs
- Occupant warn-off and overrides
- Keypad and 4 line LCD display
- RS-232 port standard
- UL Listed - UL 924 with RIM
- Control receptacle loads with latching relay card

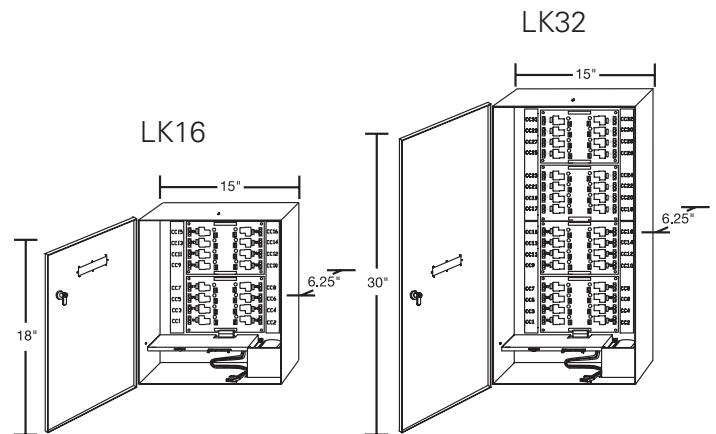
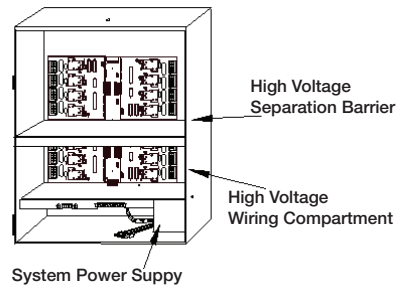
## Accessories

- Keeper Enterprise Software
- Ethernet Interface Module
- Automation Interface Module
- Greengate Digital Switch (GDS)
- Dry Contact Switches
- Contact Input Photosensor
- Occupancy Sensor
- Voltage Separation Barrier
- Flush Mount Kit
- CEPC (UL 924 Accessory)
- RRU

## Dimensions

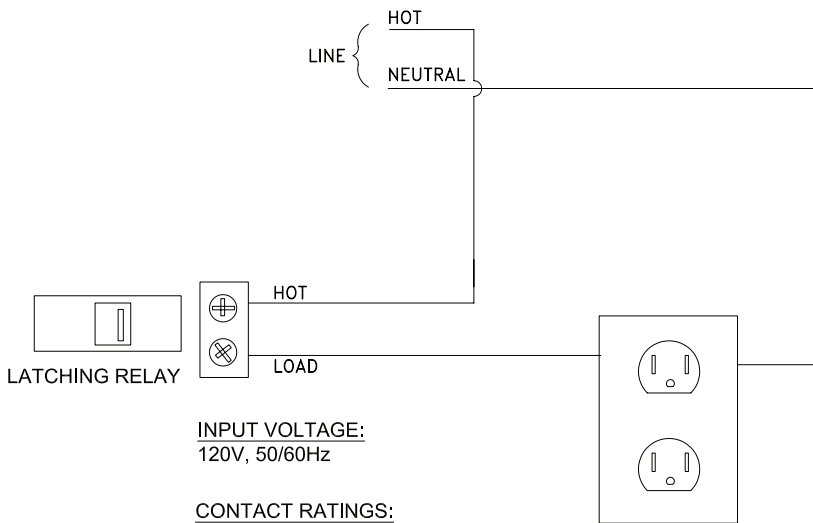
### Enclosure

High Voltage Barrier  
and Dividers



## Wiring Diagram

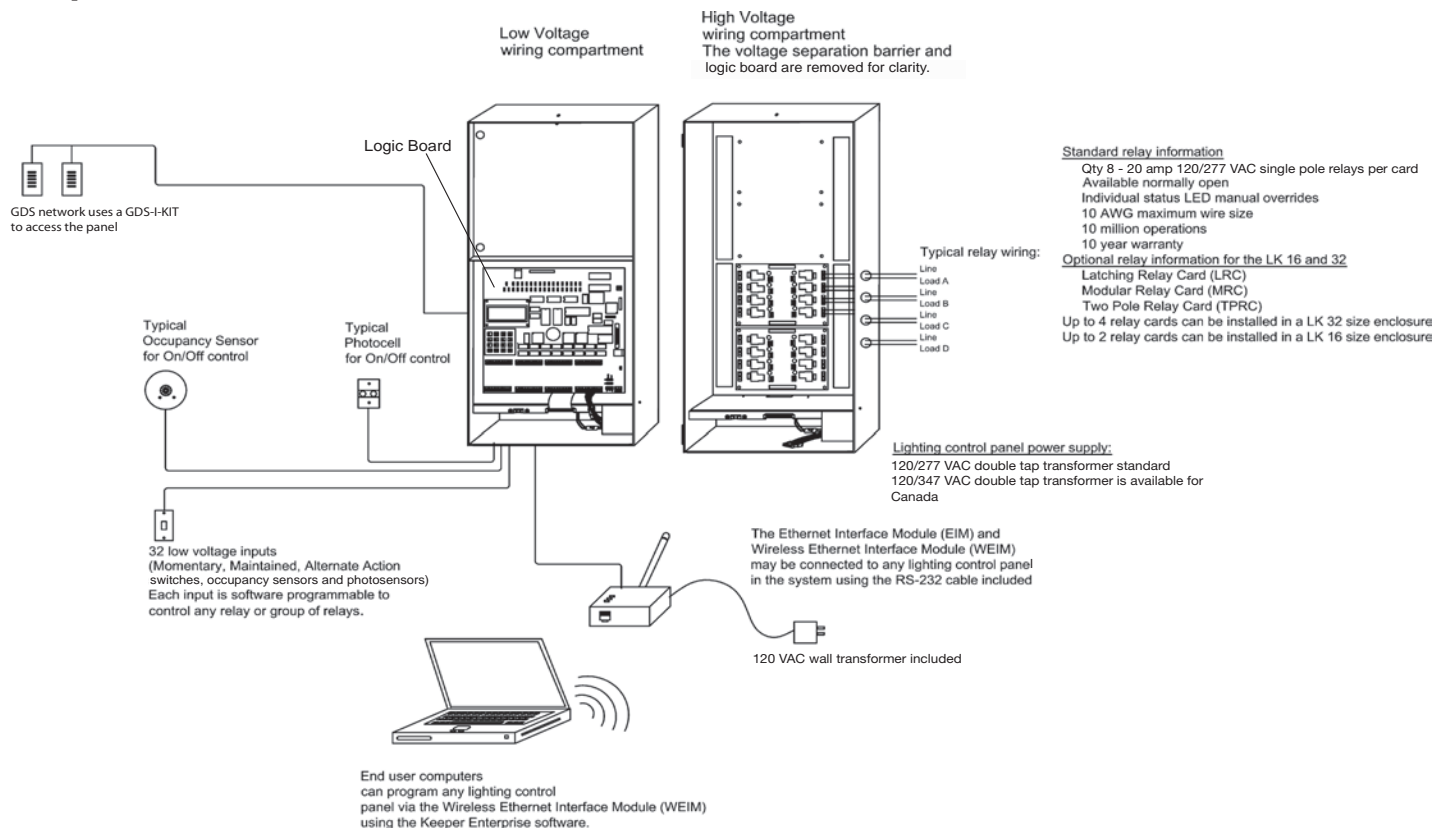
### Latching Relay Receptacle Control



INPUT VOLTAGE:  
120V, 50/60Hz

CONTACT RATINGS:  
20A 120VAC BALLAST  
16A 120VAC INCANDESCENT  
20A 277VAC BALLAST  
1.5HP 120VAC

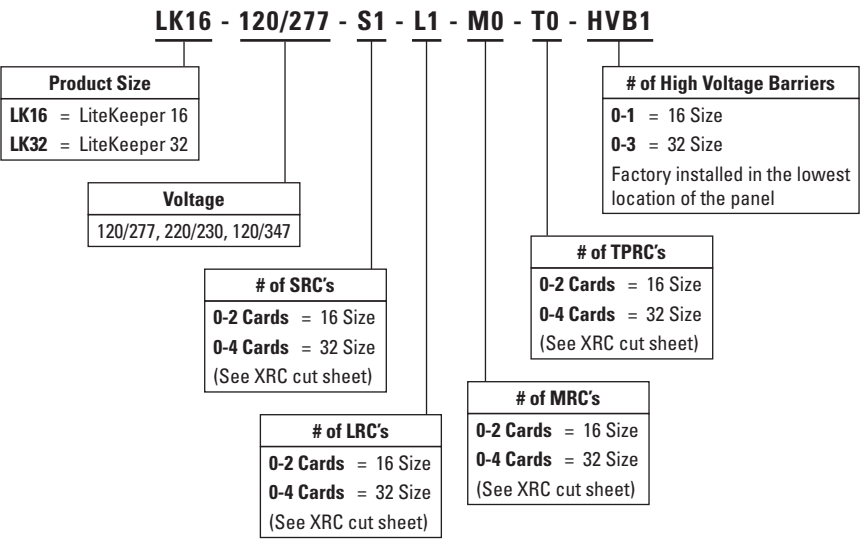
## Sample One-Line



November 2015

Ordering

All LiteKeeper lighting control panels require a Logic Board (LK-LB). The logic board is shipped separately from the enclosure and is listed as a separate line item. When ordering any of the below models, you must also order the LK-LB.



Additional Options

Catalog #	Description
LK-LB	LiteKeeper Logic Board (required per enclosure)
LK 16 FK	LiteKeeper 16 size Flushmount Kit (option)
LK 32 FK	LiteKeeper 32 size Flushmount Kit (option)

**Eaton**  
1000 Eaton Boulevard  
Cleveland, OH 44122  
United States  
Eaton.com

Eaton  
Lighting systems  
203 Cooper Circle  
Peachtree City, GA 30269  
www.eaton.com/lightingsystems



© 2015 Eaton  
All Rights Reserved  
Printed in USA  
Publication No. TD503055EN  
November 11, 2015

Eaton is a registered trademark.  
All other trademarks are property of their respective owners.