


TCLI-LED

Taxiway Centerline Light LED - ICAO

Compliances:

ICAO Annex 14: Fig. 2.12 thru 2.16



Applications

The TCLI-LED is a taxiway centerline light that is used primarily as a ground traffic aid during periods of low visibility to guide aircraft between the runway and the parking stand. The TCLI-LED is often a bidirectional light (using either one or two LED arrays), but it also may be a unidirectional light (using one array).

For bidirectional operation, a fixture with one array (P1 Option) is the standard used for full-time bidirectional operation. A bidirectional fixture with two arrays (P2 Option) is only used when the airfield circuitry provides for alternate switching of the array.

Features

- ICAO Style 4, < 6 mm above grade
- High-strength aluminum housing
- Low power consumption
- Few parts to stock
- Easy to maintain — no sealant required for prism or feed-through assembly replacement
- Pressure test plug for seal integrity verification
- Long life LED array

Ordering Information



Fixture Type:

- C2 = Curved Sections, CAT II, Fig. 2.16
- C3 = Curved Sections, CAT III, Fig. 2.14
- N3 = Narrow Beam, CAT III, Fig. 2.13
- W2 = Wide Beam, CAT II, Fig. 2.15
- W3 = Wide Beam, CAT III, Fig. 2.12

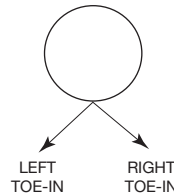
Color Filters*:

- XG = Blank/Green
- GX = Green/Blank
- XY = Blank/Yellow
- YX = Yellow/Blank
- GG = Green/Green
- YY = Yellow/Yellow
- GY = Green/Yellow
- YG = Yellow/Green
- XR = Blank/Red
- RX = Red/Blank

L-823 Plug Connection:

- P1 = One plug
- P2 = Two plugs

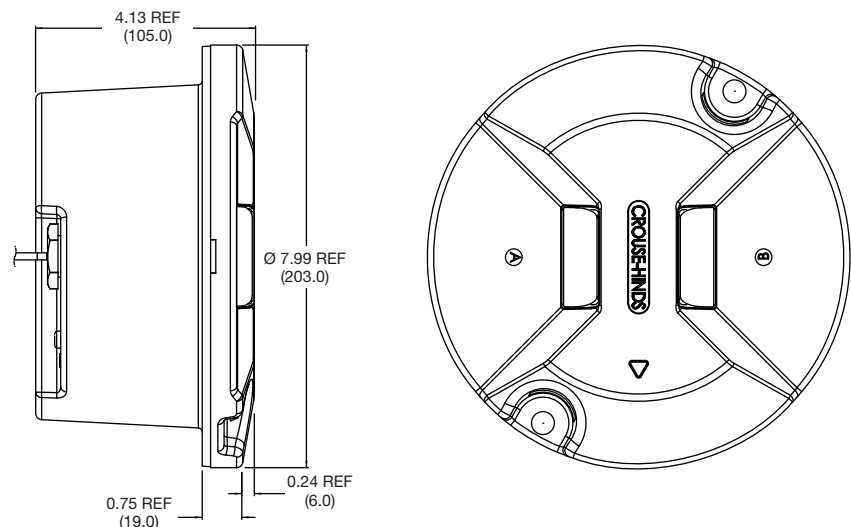
* For fixture types C2 & C3, refer to the color filter designation: The first color is left toe-in; The second color is right toe-in.



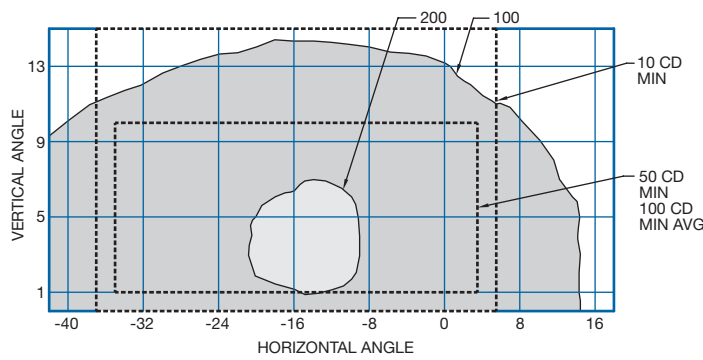
Fixture Type	Color
C2, C3	G, Y
N3, W2, W3	G, Y, R

Outline Drawing

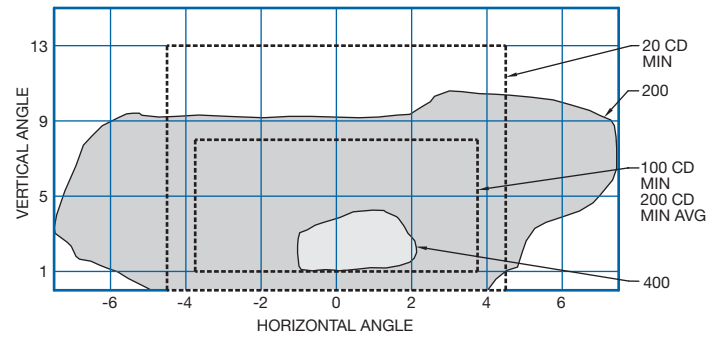
Dimensions:	inches (mm)
Instruction Manual:	2620
Shipping Weight:	3kg
Shipping Volume:	0.01m ³



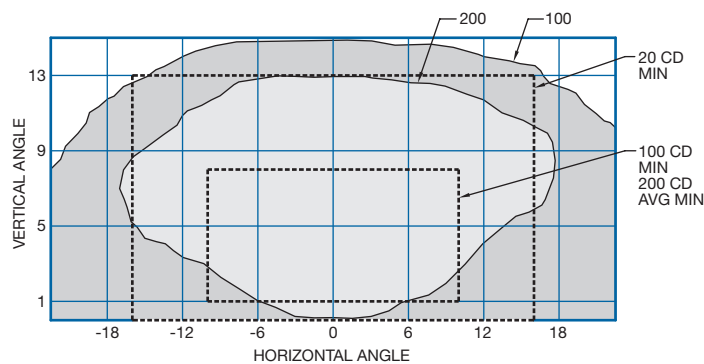
Typical Photometric Data:



ICAO Figure 2.14, Curved Sections, CAT III
CD Avg: 165
Max/Min: 2.5



ICAO Figure 2.13, Narrow Beam, CAT III
CD Avg: 353
Max/Min: 1.7



ICAO Figure 2.12, Wide Beam, CAT III
CD Avg: 245
Max/Min: 1.7

Accessories

Catalog Number	Item Description	Catalog Number	Item Description
33001	Isolation Transformer – 30/45 W, 6.6/6.6 A	823KP-D4-D4	Connector Kit – L-823, 8 AWG, .32" to .43" O.D.
33002	Isolation Transformer – 30/45 W, 20/6.6 A	10047-2154	Heat Shrink Kit – 1 Piece
33004	Isolation Transformer – 100 W, 6.6/6.6A	10047-1425	Heat Shrink Kit – 2 Piece
33005	Isolation Transformer – 100 W, 20/6.6A	21390-1	Shallow Base – One Connector
		21390-2	Shallow Base – Two Connectors

Renewal Parts

Catalog Number	Item Description	Catalog Number	Item Description
87005	Lamp – 40 W, 6.6 A	87006-G	Green Filter
87003	Lens, Straight (N3, W2, W3 fixtures)	87006-Y	Yellow Filter
87031-1	Lens, Curved, Left (C2 & C3 fixtures)	87006-R	Red Filter
87031-2	Lens, Curved, Right (C2 & C3 fixtures)	87014	Filter Boot
87015	Lens Boot (N3, W2, W3 fixtures)	10048-25	Gasket Lubricant, 5.3 oz.
87032	Lens Boot (C2 & C3 fixtures)		
87016	Lens Gasket		
87017	Isolator		
87018	O-Ring		

