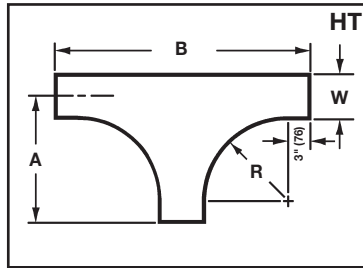
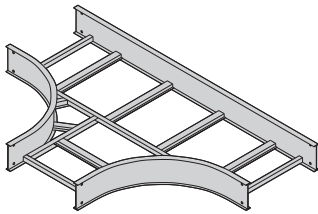


Series 2, 3, 4, & 5 - Fittings

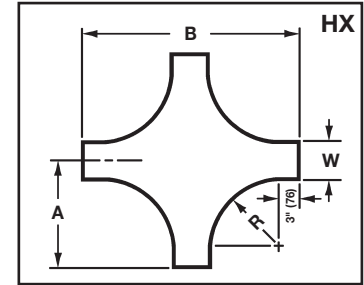
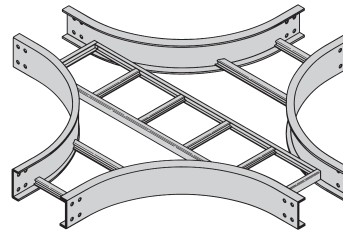
Horizontal Tee (HT)

2 pair splice plates with hardware included.



Horizontal Cross (HX)

3 pair splice plates with hardware included.



Bend Radius R	Tray Width		Horizontal Tee				Horizontal Cross						
			Catalog Number	Dimensions		Catalog Number	Dimensions						
				A	B		A	B					
in.	mm	in.	mm	in.	mm	in.	mm	in.	mm				
12	305	6	152	(Prefix)-06-HT12	18	457	36	914	(Prefix)-06-HX12	18	457	36	914
		9	229	(Prefix)-09-HT12	19 1/2	496	39	991	(Prefix)-09-HX12	19 1/2	496	39	991
		12	305	(Prefix)-12-HT12	21	533	42	1067	(Prefix)-12-HX12	21	533	42	1067
		18	457	(Prefix)-18-HT12	24	609	48	1219	(Prefix)-18-HX12	24	609	48	1219
		24	609	(Prefix)-24-HT12	27	686	54	1372	(Prefix)-24-HX12	27	686	54	1372
		30	762	(Prefix)-30-HT12	30	762	60	1524	(Prefix)-30-HX12	30	762	60	1524
		36	914	(Prefix)-36-HT12	33	838	66	1676	(Prefix)-36-HX12	33	838	66	1676
24	610	6	152	(Prefix)-06-HT24	30	762	60	1542	(Prefix)-06-HX24	30	762	60	1524
		9	229	(Prefix)-09-HT24	31 1/2	800	63	1600	(Prefix)-09-HX24	31 1/2	800	63	1600
		12	305	(Prefix)-12-HT24	33	838	66	1676	(Prefix)-12-HX24	33	838	66	1676
		18	457	(Prefix)-18-HT24	36	914	72	1828	(Prefix)-18-HX24	36	914	72	1828
		24	609	(Prefix)-24-HT24	39	991	78	1982	(Prefix)-24-HX24	39	991	78	1982
		30	762	(Prefix)-30-HT24	42	1067	84	2134	(Prefix)-30-HX24	42	1067	84	2134
		36	914	(Prefix)-36-HT24	45	1143	90	2286	(Prefix)-36-HX24	45	1143	90	2286
36	915	6	152	(Prefix)-06-HT36	42	1067	84	2134	(Prefix)-06-HX36	42	1067	84	2134
		9	229	(Prefix)-09-HT36	43 1/2	1105	87	2210	(Prefix)-09-HX36	43 1/2	1105	87	2210
		12	305	(Prefix)-12-HT36	45	1143	90	2286	(Prefix)-12-HX36	45	1143	90	2286
		18	457	(Prefix)-18-HT36	48	1219	96	2438	(Prefix)-18-HX36	48	1219	96	2438
		24	609	(Prefix)-24-HT36	51	1295	102	2590	(Prefix)-24-HX36	51	1295	102	2590
		30	762	(Prefix)-30-HT36	54	1372	108	2744	(Prefix)-30-HX36	54	1372	108	2744
		36	914	(Prefix)-36-HT36	57	1488	114	2896	(Prefix)-36-HX36	57	1488	114	2896
48	1220	6	152	(Prefix)-06-HT48	54	1372	108	2743	(Prefix)-06-HX48	54	1372	108	2743
		9	229	(Prefix)-09-HT48	55 1/2	1410	111	2820	(Prefix)-09-HX48	55 1/2	1410	111	2820
		12	305	(Prefix)-12-HT48	57	1448	114	2896	(Prefix)-12-HX48	57	1448	114	2896
		18	457	(Prefix)-18-HT48	60	1524	120	3048	(Prefix)-18-HX48	60	1524	120	3048
		24	609	(Prefix)-24-HT48	63	1600	126	3200	(Prefix)-24-HX48	63	1600	126	3200
		30	762	(Prefix)-30-HT48	66	1676	132	3353	(Prefix)-30-HX48	66	1676	132	3353
		36	914	(Prefix)-36-HT48	69	1753	138	3535	(Prefix)-36-HX48	69	1753	138	3505
42	1067	(Prefix)-42-HT48	72	1829	144	3658	(Prefix)-42-HX48	72	1829	144	3658		

(Prefix) See page 288 for catalog number prefix.

All dimensions in parentheses are millimeters unless otherwise specified.

Width dimensions are to inside wall. For aluminum fittings add 1.5 inches for total outside width. Manufacturing tolerances apply to all dimensions.