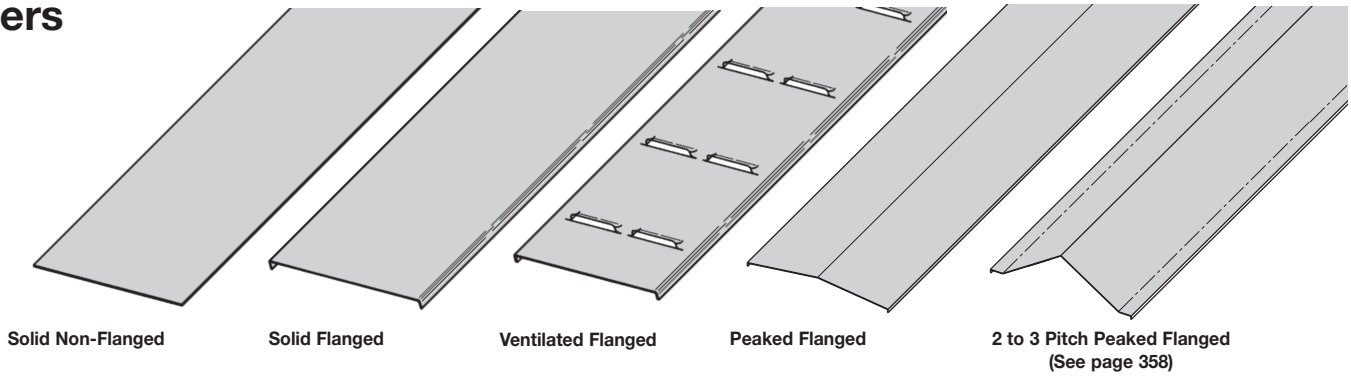


Covers



A full range of covers is available for straight sections and fittings.

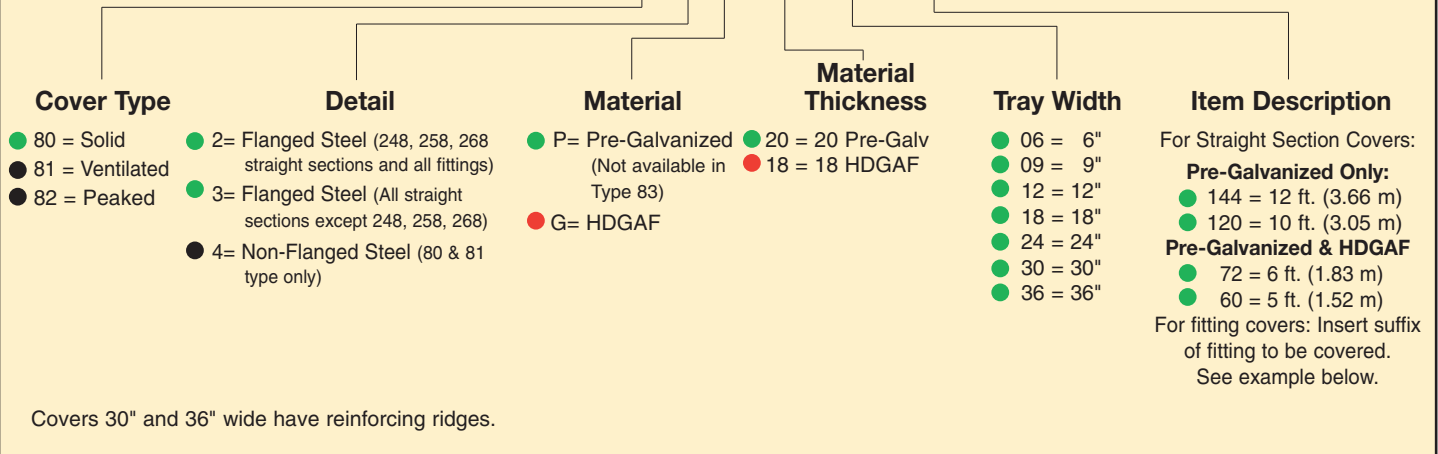
Solid covers should be used when maximum enclosure of the cable is desired and no accumulation of heat is expected.

Ventilated covers provide an overhead cable shield yet allow heat to escape.

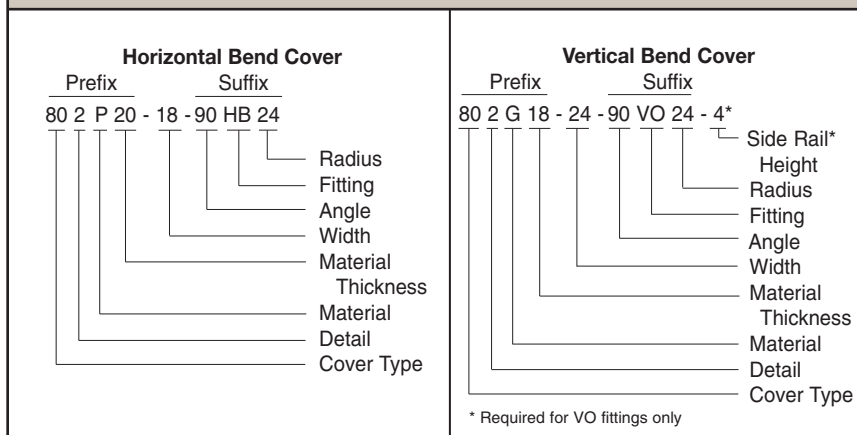
Cooper B-Line recommends that covers be placed on vertical cable tray runs to a height of 6 ft. (1.83 m) to 8 ft. (2.44 m) above the floor to isolate both cables and personnel. **Flanged covers** have a 1/2 in. (13 mm) flange. Cover clamps are not included with the cover and must be ordered separately. All **peaked covers** are flanged. Standard peaked covers have 1/2" peak. Special purpose peaked covers, having a 2 to 3 pitch, provide additional slope and material thickness. The 2 to 3 pitch fitting covers are of multiple piece, welded construction.

Steel Cover Part Numbering

Prefix
Example: **80 2 P 20 - 24 - 144**



Examples of Catalog Numbers for Fitting Covers:




● Green = Fastest shipped items ● Black = Normal lead-time items ● Red = Normally long lead-time items

Series 2, 3, 4, & 5 Steel - Accessories

Standard Cover Clamp

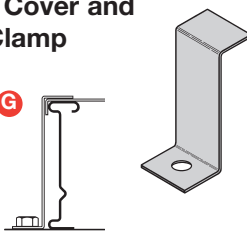
- For indoor service only.
- Sold per piece.
- (*) Insert **ZN** or **G**



Tray Type	Side Rail Height		Catalog No.
	in.	mm	
Steel	4	101	9(*)-9014
	5	127	9(*)-9015
	6	152	9(*)-9016
	7	178	9(*)-9017

Combination Cover and Hold-Down Clamp

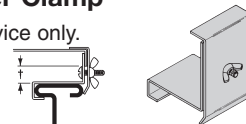
- Sold per piece.
- (*) Insert **P** or **G**
- For indoor service only.



Tray Type	Side Rail Height		Catalog No.
	in.	mm	
Steel	4	101	9(*)-9043
	5	127	9(*)-9053
	6	152	9(*)-9063
	7	178	9(*)-9073

Raised Cover Clamp

- For indoor service only.
- For use with flanged covers only.

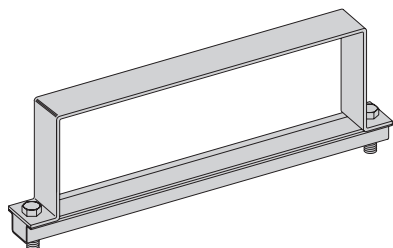


† Specify gap of 1", 2", 3" or 4".

Tray Type	Catalog No.
Series 2 Steel Straight Section	● 9ZN-9114-†
Series 3 & 4 Steel Straight Section	● 9ZN-9115-†
All Steel Fittings (Also Series 1 Steel Straight Sections)	● 9ZN-910†

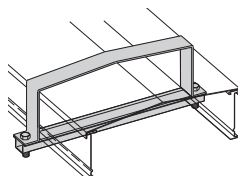
Heavy Duty Cover Clamp

- Recommended for outdoor service.
- (*) Insert **P** or **G**



Peaked Cover Clamp

(‡) Insert tray width
† Add P to Catalog No. for 1/2" peaked cover clamp.



Side Rail Height		Catalog No.
in.	mm	
4	101	9(*)-(‡)-9044†
5	127	9(*)-(‡)-9054†
6	152	9(*)-(‡)-9064†
7	178	9(*)-(‡)-9074†

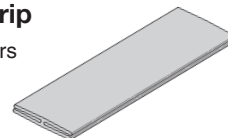
Quantity of Standard Cover Clamps Required

Straight Section 60" or 72"4 pcs.
 Straight Section 120" or 144"6 pcs.
 Horizontal/Vertical Bends4 pcs.
 Tees6 pcs.
 Crosses8 pcs.

Note: When using the Heavy Duty Cover Clamp, only one-half the number of clamps stated above is required.

Cover Joint Strip

- Used to join covers
- Plastic
- (‡) Insert tray width



Catalog No. ● 99-9980-(‡)


Cable Cleats

(see pages 356 thru 360)

Trefoil Cable Cleats



Single Cable Cleats



● Green = Fastest shipped items ● Black = Normal lead-time items ● Red = Normally long lead-time items