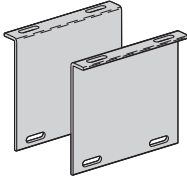


Standard Splice Plates

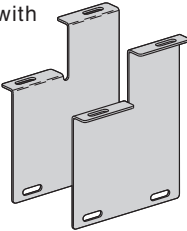
- Furnished in pairs with 1/4" hardware.
- UL Classified.
- One pair including hardware provided with each straight section.



Tray Series	Catalog No.
H14A	● 9A-R004
H15A	● 9A-R005
H16A	● 9A-R006
H17A	● 9A-R007

Step Down Splice Plates

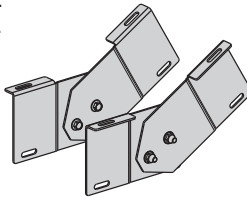
- Furnished in pairs with 1/4" hardware.
- UL Classified.



Tray Series	Catalog No.
H15A to H14A	● 9A-R045
H16A to H14A	● 9A-R046
H17A to H14A	● 9A-R047
H16A to H15A	● 9A-R060
H17A to H15A	● 9A-R061
H17A to H16A	● 9A-R062

Vertical Adjustable Splice Plates

- Furnished in pairs with 1/4" hardware.
- UL Classified.

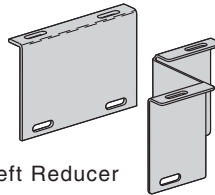
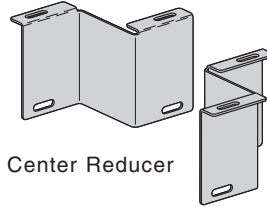
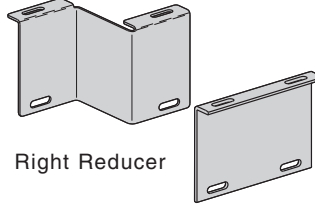


Requires supports within 24" on both sides, per NEMA VE 2.

Tray Series	Catalog No.
H14A	● 9A-R024
H15A	● 9A-R025
H16A	● 9A-R026
H17A	● 9A-R027

Offset Reducing Splice Plates

- Furnished in pairs with 1/4" hardware.
- UL Classified.

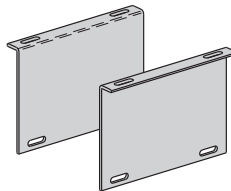


Tray Series	Catalog No.
H14A	● 9A-R064-†r
H15A	● 9A-R065-†r
H16A	● 9A-R066-†r
H17A	● 9A-R067-†r

r = reduction
 † Specify L = left reducer
 C = center reducer
 R = right reducer

Expansion Splice Plates

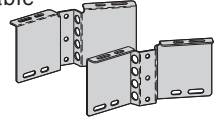
- Furnished in pairs with 1/4" hardware.
- Bonding jumper required.



Tray Series	Catalog No.
H14A	● 9A-R014
H15A	● 9A-R015
H16A	● 9A-R016
H17A	● 9A-R017

Flex-Mount Adjustable Splice Plates

- Furnished in pairs with 1/4" hardware.
- Horizontally adjustable to 90°.
- Vertically adjustable to 15°.
- UL Classified.
- For optional rung, see page 187.

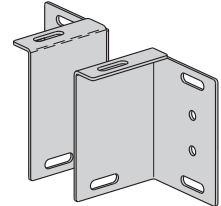


Requires supports within 24" on both sides, per NEMA VE 2.

Tray Series	Catalog No.
H14A	● 9A-R034
H15A	● 9A-R035
H16A	● 9A-R036
H17A	● 9A-R037

Tray To Box Splice Plates

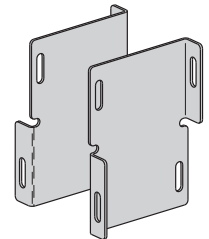
- Furnished in pairs with 1/4" hardware.
- UL Classified.



Tray Series	Catalog No.
H14A	● 9A-R054
H15A	● 9A-R055
H16A	● 9A-R056
H17A	● 9A-R057

Reversing Splice Plates

- Furnished in pairs with 1/4" hardware.
- UL Classified.

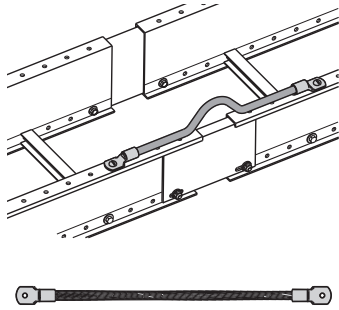


Tray Series	Catalog No.
H14A	● 9A-R964
H15A	● 9A-R965
H16A	● 9A-R966
H17A	● 9A-R967

● Green = Fastest shipped items ● Black = Normal lead-time items ● Red = Normally long lead-time items

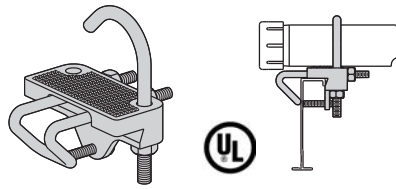
Bonding Jumper

- Furnished with 1/4" hardware.
- UL Classified.



Ampacity	Catalog No.
1200	● 99-30

Conduit to Tray Adaptors



Conduit Size		Catalog No.
in	mm	
1/2, 3/4	15, 20	● 9G-1158-1/2, 3/4
1, 1 1/4	25, 32	● 9G-1158-1, 1 1/4
1 1/2, 2	40, 50	● 9G-1158-1 1/2, 2
2 1/2, 3	65, 80	● 9G-1158-2 1/2, 3
3 1/2, 4	90, 100	● 9G-1158-3 1/2, 4

Conduit to Tray Adaptors


- Mounting hardware not included.



Conduit Size	Catalog No.
1/2	● BL1400
3/4	● BL1410
1	● BL1420
1 1/2	● BL1430

Hanger Rod Bracket

- Furnished as pair of studded clamps with 1/4" serrated flanged lock nuts.
- Loading is 1,000 lbs. (4.45kN) per pair with safety factor of 3.
- Position ATR 3" (76mm) wider than cable tray.

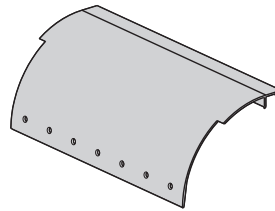


Support ATR Size	Catalog No.
3/8"	● 9(*)-R238
1/2"	● 9(*)-R250

(*) Insert ZN or SS

Drop-Out

- Provides 4" (101mm) radius.
- Holes provided to secure cables.

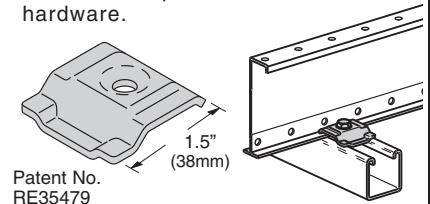


Catalog No.	● 9A-R104-†
-------------	-------------

† = tray width

Redi-Rail™ Clamp/Guide

- Features a no-twist design.
- Has four times the strength of the traditional design.
- Each side is labeled to ensure proper installation.
- Designed for 1/4" hardware.
- Furnished in pairs with or without hardware.

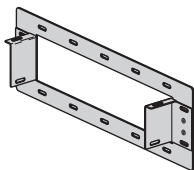


Patent No. RE35479

Catalog No.
● 9ZN-1204 (without hardware)
● 9ZN-1204NB (with hardware)

Frame Type Box Connector

- Furnished with 1/4" hardware for tray connection.

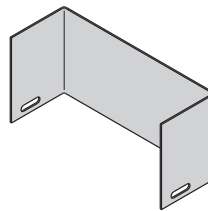


Tray Series	Catalog No.
H14A	● 9A-R074-†
H15A	● 9A-R075-†
H16A	● 9A-R076-†
H17A	● 9A-R077-†

† = tray width

Blind End

- Furnished as one plate with 1/4" hardware.

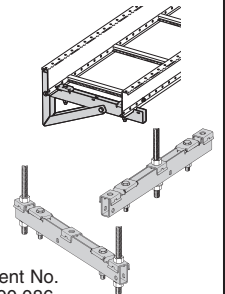


Tray Series	Catalog No.
H14A	● 9A-R084-†
H15A	● 9A-R085-†
H16A	● 9A-R086-†
H17A	● 9A-R087-†

† = tray width

Support Bracket

- Designed for center hung or trapeze supports.
- Load capacity is 600 lbs. (2.67kN) with safety factor of 3.
- All components are zinc plated.



Patent No. 5,100,086

Catalog No.		For Tray Width	
Center Hung or Trapeze	Wall Mount	in	(mm)
● 9ZN-5106	● 9ZN-5106-WB	6	152
● 9ZN-5109	● 9ZN-5109-WB	9	226
● 9ZN-5112	● 9ZN-5112-WB	12	305
● 9ZN-5118	● 9ZN-5118-WB	18	452
● 9ZN-5124	● 9ZN-5124-WB	24	609

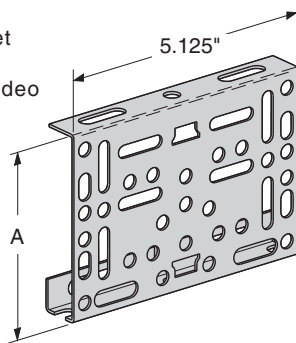
● Green = Fastest shipped items

● Black = Normal lead-time items

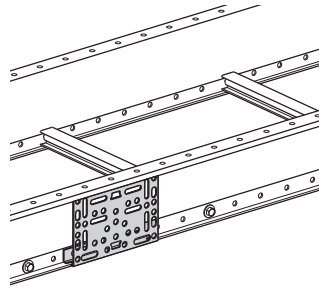
● Red = Normally long lead-time items

Mounting Bracket

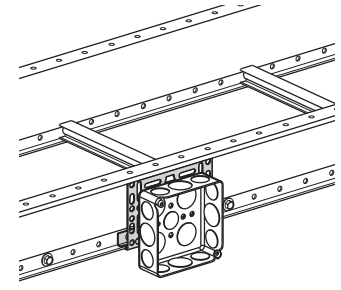
- Furnished with 1/4" hardware.
- #12-24 U-Nuts sold separately.
- Attaches to Redi-Rail in over 20 positions.
- EIA/TIA panel mounting holes - both sides.
- Mounting holes for NEMA outlet/junction boxes.
- Zinc plated steel.
- Includes mounting screws.
- Inside flange application bracket must match side rail height.
- See page 188 for Voice/Data/Video and Power Options.



Inside Side Rail Flange Application

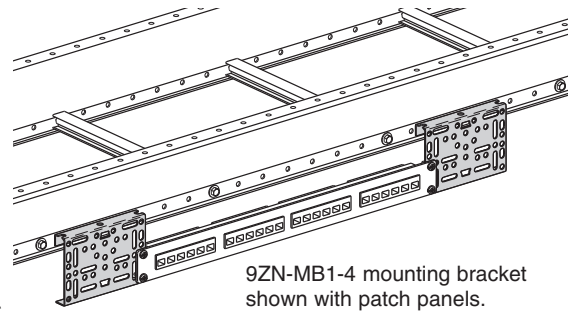


9ZN-MB1-4 mounting bracket shown.



9ZN-MB1-4 mounting bracket shown with 4" electrical box.

Outside Side Rail Flange Application



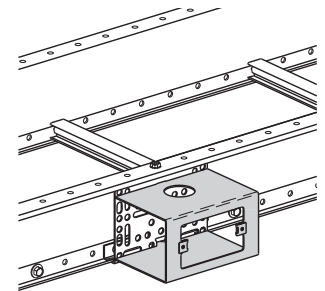
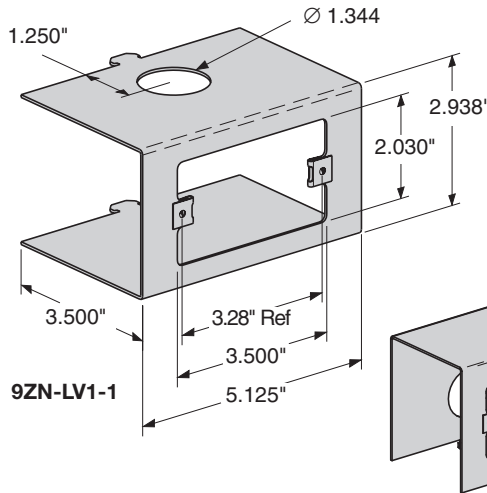
9ZN-MB1-4 mounting bracket shown with patch panels.

Catalog No.	Inside Flange Application	Outside Flange Application	A	
			in	(mm)
● 9ZN-MB1-4	4" for H14AR	4" or 5" as desired	3 ⁵ / ₈	92
● 9ZN-MB1-5	5" for H15AR	4" or 5" as desired	4 ⁵ / ₈	117

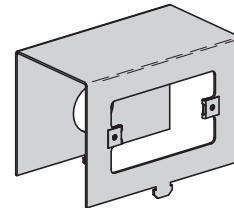
See www.cooperbline.com/product/cabletray/bracket.asp for mounting options.

Low Voltage Adapter

- Mounting for low voltage wall plates.
- Snaps into mounting bracket 9ZN-MB1-4 or 9ZN-MB1-5.
- Zinc plated steel.
- #6 - 32 U-nuts included.
- See page 188 for Voice/Data/Video and Power Options.



9ZN-LV1-1 shown

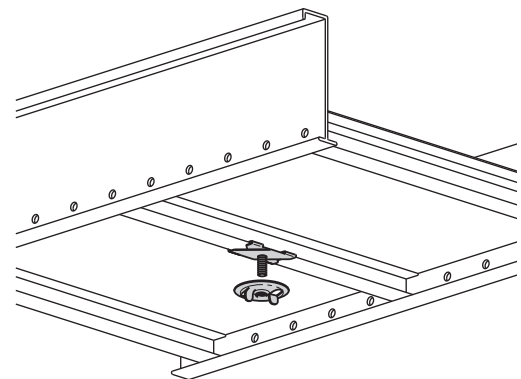
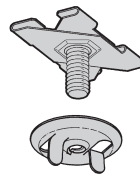


9ZN-LV1A-1

Catalog No.
● 9ZN-LV1-1 (cutout on front)
● 9ZN-LV1A-1 (cutout on bottom)

Under Rung Fastener Attachment

- Supports electrical fixtures from bottom of rung or siderails.
- Wing nut included.
- Various 1/4"-20 stud lengths available.
- Static Load Capacity: 75 Lbs. (34kg).



Catalog No.	Stud Length
● BAX-4-16	5/8" (16mm)
● BAX-4-16-24	1 1/2" (38mm)
● BAX-4-16-32	2" (51mm)
● BAX-4-16-48	3" (76mm)

● Green = Fastest shipped items ● Black = Normal lead-time items ● Red = Normally long lead-time items