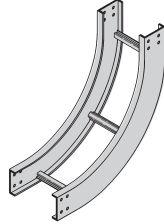
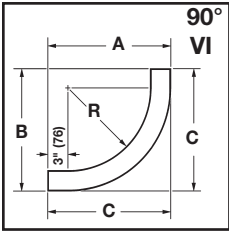


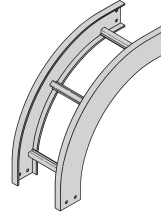
Series 1 Steel - Fittings

Vertical Bend 90° (VO, VI)

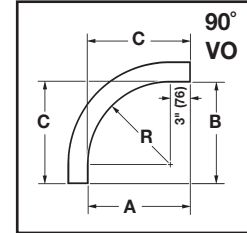
1 pair splice plates with hardware included.



90° Vertical Inside



90° Vertical Outside



VO Dimensions All Series 1			
Bend Radius R	A	B	C
90° Vertical Bend			
12" (305)	15" (381)	15" (381)	15" (381)
24" (609)	27" (686)	27" (686)	27" (686)

90° Vertical Inside Bend															
Bend Radius R	Width	Catalog No.	VI Dimensions												
			Series 14 Steel			Series 15 Steel			Series 16 Steel			Series 17 Steel			
			A	B	C	A	B	C	A	B	C	A	B	C	
12	305	(Pre)-06-90(*)12													
		(Pre)-09-90(*)12													
		(Pre)-12-90(*)12	18 ⁷ / ₁₆ "	18 ⁷ / ₁₆ "	18 ⁷ / ₁₆ "	19 ³ / ₁₆ "	19 ³ / ₁₆ "	19 ³ / ₁₆ "	20 ³ / ₁₆ "	20 ³ / ₁₆ "	20 ³ / ₁₆ "	21 ³ / ₁₆ "	21 ³ / ₁₆ "	21 ³ / ₁₆ "	
		(Pre)-18-90(*)12	(468)	(468)	(468)	(487)	(487)	(487)	(513)	(513)	(513)	(538)	(538)	(538)	
		(Pre)-24-90(*)12													
		(Pre)-30-90(*)12													
24	609	(Pre)-06-90(*)24													
		(Pre)-09-90(*)24													
		(Pre)-12-90(*)24	30 ⁷ / ₁₆ "	30 ⁷ / ₁₆ "	30 ⁷ / ₁₆ "	31 ³ / ₁₆ "	31 ³ / ₁₆ "	31 ³ / ₁₆ "	32 ³ / ₁₆ "	32 ³ / ₁₆ "	32 ³ / ₁₆ "	33 ³ / ₁₆ "	33 ³ / ₁₆ "	33 ³ / ₁₆ "	
		(Pre)-18-90(*)24	(773)	(773)	(773)	(792)	(792)	(792)	(817)	(817)	(817)	(843)	(843)	(843)	
		(Pre)-24-90(*)24													
		(Pre)-30-90(*)24													

(Pre) See page 216 for catalog number prefix.

(*) = Insert VI for Vertical Inside Bend. Insert VO for Vertical Outside Bend.

All dimensions in parentheses are millimeters unless otherwise specified.

Manufacturing tolerances apply to all dimensions.