

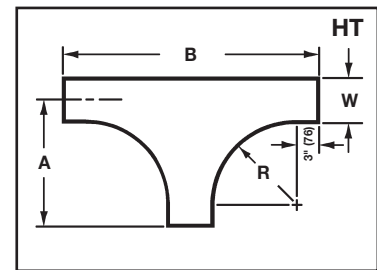
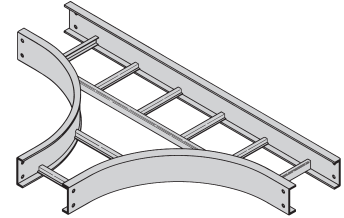
Series 1 Steel - Fittings

Horizontal Tee (HT)

2 pair splice plates with hardware included.

Bend Radius R	Tray Width		Horizontal Tee Dimensions					
			Catalog No.	A		B		
				in.	(mm)	in.	(mm)	
12	305	6	152	(Prefix)-06-HT12	18	457	36	914
		9	228	(Prefix)-09-HT12	19½	495	39	991
		12	305	(Prefix)-12-HT12	21	533	42	1067
		18	457	(Prefix)-18-HT12	24	610	48	1219
		24	609	(Prefix)-24-HT12	27	686	54	1372
		30	762	(Prefix)-30-HT12	30	762	60	1524
		36	914	(Prefix)-36-HT12	33	838	66	1676
24	609	6	152	(Prefix)-06-HT24	30	762	60	1524
		9	228	(Prefix)-09-HT24	31½	800	63	1600
		12	305	(Prefix)-12-HT24	33	838	66	1676
		18	457	(Prefix)-18-HT24	36	914	72	1829
		24	609	(Prefix)-24-HT24	39	991	78	1981
		30	762	(Prefix)-30-HT24	42	1067	84	2134
		36	914	(Prefix)-36-HT24	45	1143	90	2286

(Prefix) See page 216 for catalog number prefix.

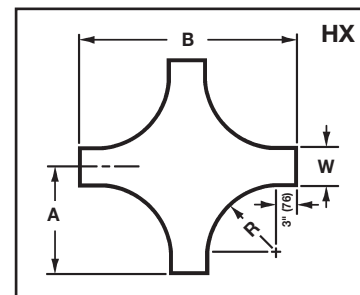
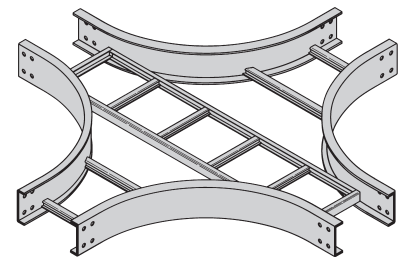


Horizontal Cross (HX)

3 pair splice plates with hardware included.

Bend Radius R	Tray Width		Horizontal Cross Dimensions					
			Catalog No.	A		B		
				in.	(mm)	in.	(mm)	
12	305	6	152	(Prefix)-06-HX12	18	457	36	914
		9	228	(Prefix)-09-HX12	19½	495	39	991
		12	305	(Prefix)-12-HX12	21	533	42	1067
		18	457	(Prefix)-18-HX12	24	610	48	1219
		24	609	(Prefix)-24-HX12	27	686	54	1372
		30	762	(Prefix)-30-HX12	30	762	60	1524
		36	914	(Prefix)-36-HX12	33	838	66	1676
24	609	6	152	(Prefix)-06-HX24	30	762	60	1524
		9	228	(Prefix)-09-HX24	31½	800	63	1600
		12	305	(Prefix)-12-HX24	33	838	66	1676
		18	457	(Prefix)-18-HX24	36	914	72	1829
		24	609	(Prefix)-24-HX24	39	991	78	1981
		30	762	(Prefix)-30-HX24	42	1067	84	2134
		36	914	(Prefix)-36-HX24	45	1143	90	2286

(Prefix) See page 216 for catalog number prefix.



All dimensions in parentheses are millimeters unless otherwise specified.
Width dimensions are to inside wall. Manufacturing tolerances apply to all dimensions.