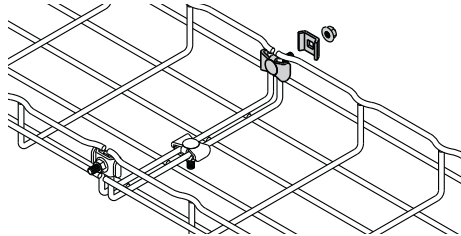


Washer Splice Kit

- Washer is staked to bolt, holding part stationary during installation
- Fewer parts to handle
- For use with all tray widths and sizes
- Finishes __: **EG, BLE**

BLE suffix indicates black zinc finish for this part only



Part Number	Description	Qty./Box	Wt./Box	
			lbs.	kg
WASHER SPL KIT__	Assembly of Staked Washer Stud/Washer & Finned Nut	50	4.5	2.04

Splicing Chart (number of splices required for UL Classification)

Tray Height	Tray Width - number of splices								
	2" (50mm)	4" (100mm)	6" (150mm)	8" (200mm)	12" (300mm)	16" (400mm)	18" (450mm)	20" (500mm)	24" (600mm)
2"	NC	NC	4	4	4	4	4	5	5
4"	NM	4	5	6	6	7	7	7	8
6"	NM	NM	NM	6	6	7	7	7	8

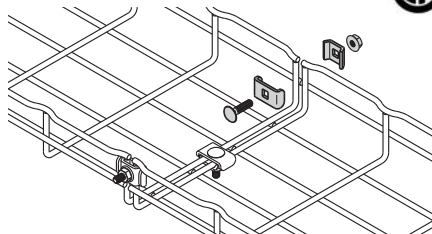
NC = Not UL Classified in this size NM = Flextray is not manufactured in this size

Splice Hardware Components

- Works with all splicing needs
- For use with all tray widths and sizes
- Components are sold separately
- Finishes __: **EG, BLE-BLO, 304S, 316S**

FTHDWE 1/4 not available in **BLE**.

TOP WASHER & BTM WASHER not available in **BLO**.



Part Number	Description	Qty./Box	Wt./Box	
			lbs.	kg
FTHDWE 1/4__	1/4" x 1" Carriage Bolt & Finned nut	50	1.2	0.54
TOP WASHER__	1" Square Splice Washer	50	1.4	0.63
BTM WASHER__	1 3/16" Square Splice Washer	50	2.0	0.91



BTM WASHER



FTHDWE1/4



TOP WASHER

Splicing Chart (number of splices required for UL Classification)

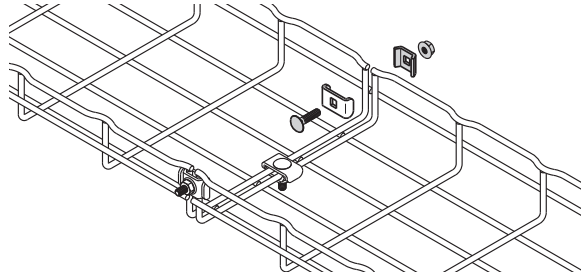

Tray Height	Tray Width - number of splices								
	2" (50mm)	4" (100mm)	6" (150mm)	8" (200mm)	12" (300mm)	16" (400mm)	18" (450mm)	20" (500mm)	24" (600mm)
2"	NC	NC	4	4	4	4	4	5	5
4"	NM	4	5	6	6	7	7	7	8
6"	NM	NM	NM	6	6	7	7	7	8

NC = Not UL Classified in this size NM = Flextray is not manufactured in this size

See page 44 for finish and grounding information

Connecting Hardware

Part Number	Description	Qty./Box	Wt./Box	
			lbs.	kg
FTSCH__	Connecting Hardware	50	2.0	0.91



- Adaptable and designed for use with splice plate (FTS3SP), SPLICE BAR, and long splice bar (FTS36SB).
- Finishes __: **EG, BLE-BLO, 304S, 316S**

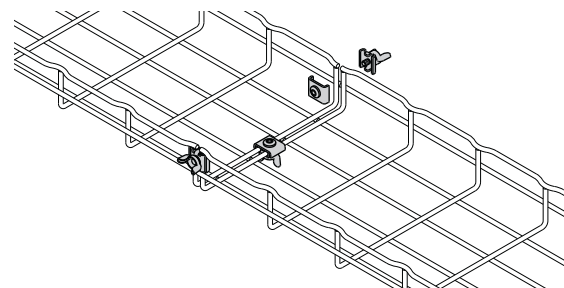
Splicing Chart (number of splices required for UL Classification)

Tray Height	Tray Width - number of splices								
	2" (50mm)	4" (100mm)	6" (150mm)	8" (200mm)	12" (300mm)	16" (400mm)	18" (450mm)	20" (500mm)	24" (600mm)
2"	NC	NC	4	4	4	4	4	5	5
4"	NM	4	5	6	6	7	7	7	8
6"	NM	NM	NM	6	6	7	7	7	8

NC = Not UL Classified in this size NM = Flextray is not manufactured in this size

Wing Splice™

Part Number	Description	Qty./Box	Wt./Box	
			lbs.	kg
FTSWN__	Wing Splice	50	3.0	1.38



- Two piece design for easy handling
- Tool-less installation
- Reduces installation time, especially when used on fittings and bends
- Finish__: **ZN**

Splicing Chart (number of splices required for UL Classification)

Tray Height	Tray Width - number of splices								
	2" (50mm)	4" (100mm)	6" (150mm)	8" (200mm)	12" (300mm)	16" (400mm)	18" (450mm)	20" (500mm)	24" (600mm)
2"	NC	NC	4	4	4	4	4	5	5
4"	NM	4	5	6	6	7	7	7	8
6"	NM	NM	NM	6	6	7	7	7	8

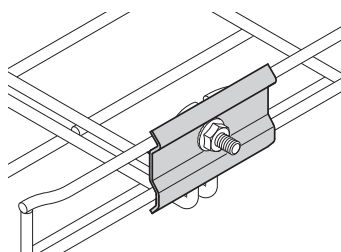
NC = Not UL Classified in this size NM = Flextray is not manufactured in this size

See page 44 for finish and grounding information

Splice Plate (only)

Part Number	Description	Length	Height	Hole Diameter	Qty./Box	Wt./Box	
						lbs.	kg
FTS3SP__	Splice Plate	2.7"	1.6"	0.27"	50	6.1	2.76

- Splice plate is designed for use with connecting hardware (FTSCH) to provide added stability of splice connections
- Hardware sold separately
- Finish__: **ZN**, SS6



Flexmate™ Splice System

- Fastest splice connection method available in the industry
- For use with 4" (100mm) to 12" (300mm) wide tray
- Flexmate clips and tool sold separately
- Finishes __: **GS**, BLE

Note: Please contact Cooper B-Line when using Flexmates on tray widths larger than 12" (300mm) for specific requirements. Cooper B-Line recommends that splice/supports comply with NEMA VE-2 installation requirements

Part Number	Description	Qty./Box	Wt./Box	
			lbs.	kg
FLEXMATE2__	Flexmate Splice Clips	50	1.0	0.45
FLEXMATE TOOL	Flexmate Splice Tool	1	0.7	0.32

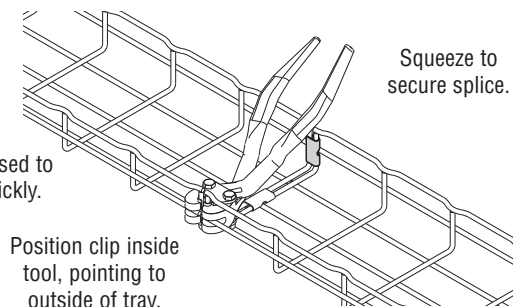


FLEXMATE2



FLEXMATE TOOL

Flexmate Tool is used to install splices quickly.



Squeeze to secure splice.

Position clip inside tool, pointing to outside of tray.

Splicing Chart (number of splices required for UL Classification)

Tray Height	Tray Width - number of splices				
	2" (50mm)	4" (100mm)	6" (150mm)	8" (200mm)	12" (300mm)
2"	NC	NC	5	5	5
4"	NM	5	6	7	7
6"	NM	NM	NM	7	7

NC = Not UL Classified in this size

NM = Flextray is not manufactured in this size

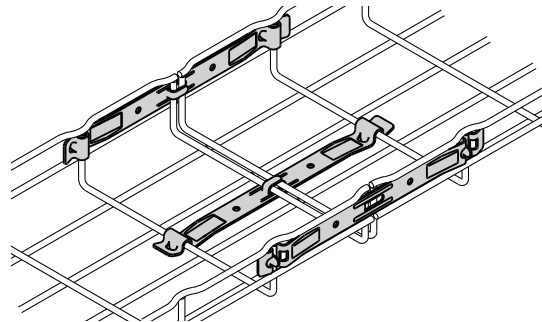
See page 44 for finish and grounding information

Tab-Loc Connector

Part Number	Description	Length	Qty./Box lbs.	Wt./Box kg	
FTSTLC__	Tab-Loc Connectors	9.29"	50	7.2	3.26



- Fast splice for straight runs of tray
- For use with 2" (50mm) to 32" (800mm) wide tray to connect straight sections only
- Finishes __: **ZN**, SS6



Application Requirements

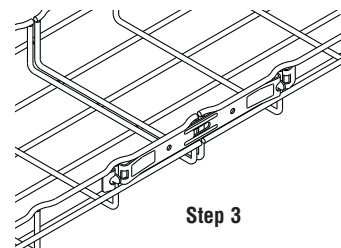
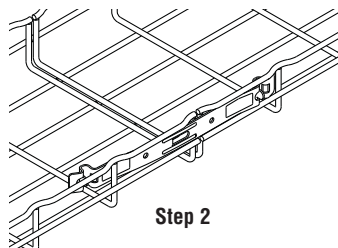
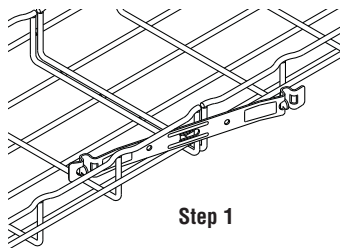
The recommendations listed are equal for all depths (except as noted).

Splicing Chart (number of splices required for UL Classification)

Tray Height	Tray Width - number of splices								
	2" (50mm)	4" (100mm)	6" (150mm)	8" (200mm)	12" (300mm)	16" (400mm)	18" (450mm)	20" (500mm)	24" (600mm)
2"	NC	NC	4	4	4	4	4	5	5
4"	NM	4	5	6	6	7	7	7	8
6"	NM	NM	NM	6	6	7	7	7	8

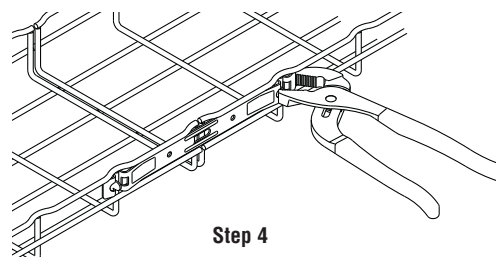
NC = Not UL Classified in this size NM = Flextray is not manufactured in this size

Installation



Tab-Loc security without special tools.

Screwdriver can also be used to bend tab-locs (hold connector ends while bending).


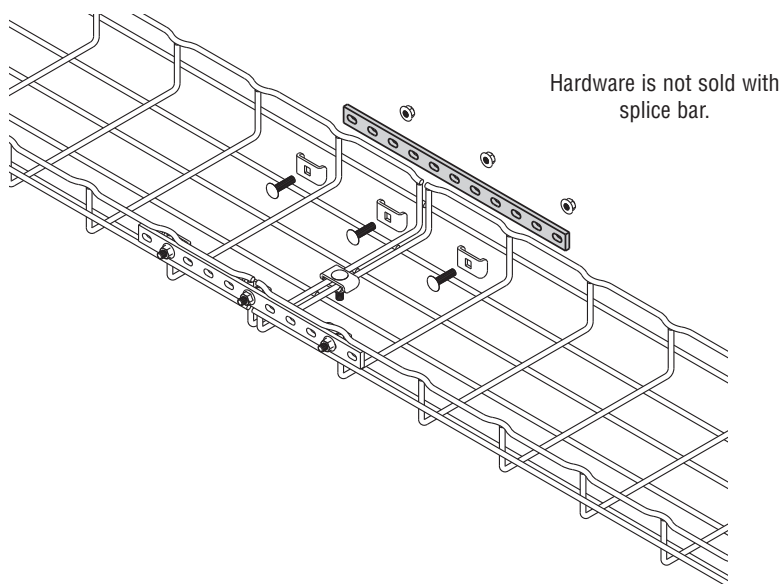


See page 44 for finish and grounding information

Splice Bar

- Adds rigidity to washer splice methods
- Used on side rails only (not for use in tray bottom)
- For use on trays when using splice hardware FTSCH
- Hardware sold separately
- Finishes __: **EG**, BLE, HD, 304S, 316S

Part Number	Description	Qty./Box	Wt./Box	
			lbs.	kg
SPLICE BAR __	10 ¹³ / ₁₆ " Long Bar	50	14.0	6.35



Each splice bar requires three (3) each of Hardware Splice Components - TOP WASHER, and FTHDWE 1/4 to complete connection. These items must be ordered separately.

Washer Splice Kits (WASHER SPL KIT) are required for connections on bottom of tray.

Splicing Chart (number of splices required for UL Classification)

Tray Height	Tray Width - number of splices								
	2" (50mm)	4" (100mm)	6" (150mm)	8" (200mm)	12" (300mm)	16" (400mm)	18" (450mm)	20" (500mm)	24" (600mm)
2"	NC	NC	2	2	2	2	2	2	2
4"	NM	4	4	4	4	4	4	4	4
6"	NM	NM	NM	4	4	4	4	4	4

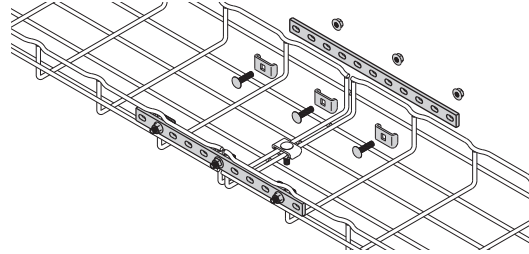
NC = Not UL Classified in this size NM = Flextray is not manufactured in this size

See page 44 for finish and grounding information

Splice Bar Kit

Part Number	Description	Qty./Box	Wt./Box	
			lbs.	kg
FTSBK__	12" Long Splice Bar Kit	5 Sets	6.4	2.90

- Adds rigidity
- Includes two (2) SPLICE BAR and hardware
- Finishes __: **ZN**, FB, SS6



Splicing Chart (number of splices required for UL Classification)

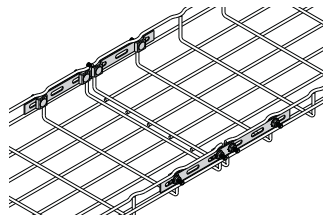
Tray Height	Tray Width - number of splices								
	2" (50mm)	4" (100mm)	6" (150mm)	8" (200mm)	12" (300mm)	16" (400mm)	18" (450mm)	20" (500mm)	24" (600mm)
2"	NC	NC	2	2	2	2	2	2	2
4"	NM	4	4	4	4	4	4	4	4
6"	NM	NM	NM	4	4	4	4	4	4

NC = Not UL Classified in this size NM = Flextray is not manufactured in this size

Expansion Splice Kit

Part Number	Description	Qty./Box	Wt./Box	
			lbs.	kg
FTS12ESK__	12" Long Expansion Splice Kit	1 Kit	0.45	0.20

- Allows 1³/₄" (44mm) of expansion between two pieces of Flextray at expansion joints.
- To install, tighten nylon loc-nut until nut comes into contact with splice bar, then loosen approximately 1/4 turn.
- Includes two (2) splice bars and eight (8) sets of hardware
- Finishes __: **ZN**



Long Splice Bar (only)

Part Number	Description	Qty./Box	Wt./Box	
			lbs.	kg
FTS12SB__	12" Long - 6 Slots	1	0.13	0.06
FTS36SB__	36" Long - 18 Slots	1	0.40	0.18

- FTS36SB long splice bar is used for assembly of large radius horizontal bends or field cut into short splice bars
- Splice Bars are designed for use with connecting hardware (FTSCH)
- Hardware sold separately
- Finishes __: **ZN**, FB, SS6



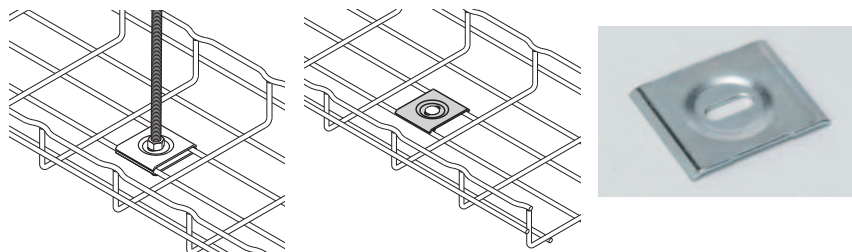
FTS12SB



FTS36SB

See page 44 for finish and grounding information

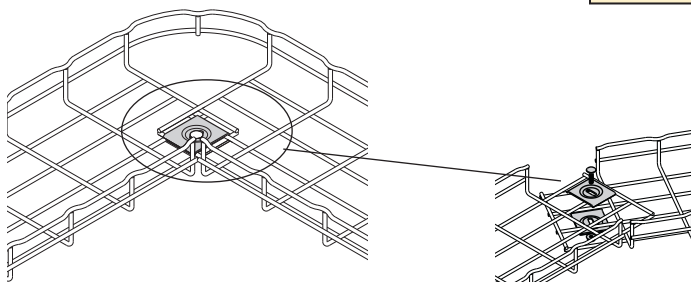
- Easy way to mount 4" (100mm) wide tray for raceway run.
- Use 1/4" screws to attach SUPT WASHER to your specific wall/stud application (hardware sold separately).
- FTA6HD can be used in pairs to create a center-hung support using 3/8" rod.
- To protect cables use threaded rod protector (page 61).
- To complete 3/8" center hanger assembly use:
 - 2 - FTA6HD
 - 2 - HN 3/8"-16 hex nuts
- Finish: **ZN**, SS6



Hold Down Plate


Part Number	Slot Size	Qty./Box	Wt./Box	
			lbs.	kg
SUPT WASHER __	.28" x .70"	50	4.7	2.13
FTA6HD __	.40" x .70"	50	3.5	1.59

- Horizontal adjustable kit can be used to create horizontal angles from prepared Flextray straight sections
- Conveniently poly-bagged
- Finishes __: **EG**, BLE, 316S

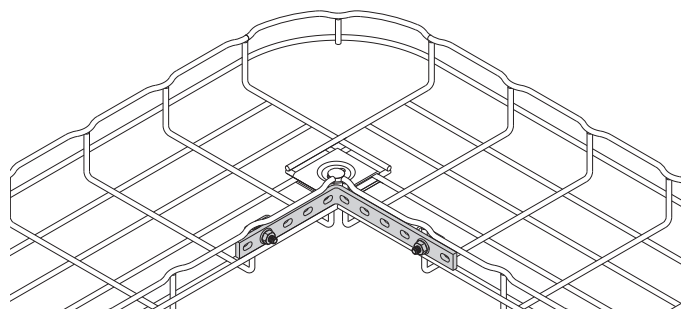


Horizontal Adjustable Kit

Part Number	Description	Qty./Box	Wt./Box	
			lbs.	kg
FTSHAK __	Horizontal Adjustable Kit	10	2.4	1.09



- For fast assembly of 90° turns and tee fittings
- For use with all tray widths and sizes
- One kit will make two 90° turns or one tee fitting
- 90 DEGREE KIT: includes: two (2) 90° splice bars and eight (8) FTSCH
- Finishes __: **EG**, BLE, 316S



90 Degree Kit

Part Number	Description	Qty./Box	Wt./Box	
			lbs.	kg
90 DEGREE KIT __	90 degree splice bar & hardware	1	1.3	0.59

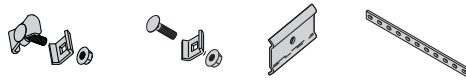


See page 44 for finish and grounding information

Flextray™ - Splicing Accessories

Components Required to Connect Two Sections of Flextray

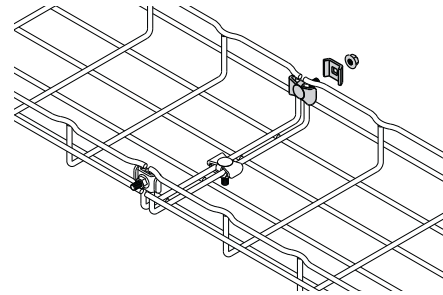
System Part Number	System Width in. mm	Connector Assembly WASHER SPL KIT	Connecting Hardware FTSCH	Splice Plate FTS3SP	Splice Bar SPLICE BAR
--------------------	------------------------	--------------------------------------	------------------------------	------------------------	--------------------------



(*) 4 for 4" Deep Flextray
6 for 6" Deep Flextray

FT2X2	2"	50	2	-	-	-
FT2X4	4"	100	2	-	-	-
FT2X6	6"	150	4 ¹	-	-	-
FT2X8	8"	200	4 ¹	-	-	-
FT2X12	12"	300	4 ¹	-	-	-
FT2X16	16"	400	4 ¹	-	-	-
FT2X18	18"	450	4 ¹	-	-	-
FT2X20	20"	500	5 ¹	-	-	-
FT2X24	24"	600	5 ¹	-	-	-
FT2X30	30"	750	7 ¹	-	-	-
FT2X32	32"	800	7 ¹	-	-	-
FT4X4	4"	100	4 ¹	-	-	-
FT4X6	6"	150	5 ¹	-	-	-
FT4X8	8"	200	6 ²	-	-	-
FT(*)X12	12"	300	6 ²	-	-	-
FT(*)X16	16"	400	7 ²	-	-	-
FT(*)X18	18"	450	7 ²	-	-	-
FT(*)X20	20"	500	7 ²	-	-	-
FT(*)X24	24"	600	7 ²	-	-	-
FT(*)X30	30"	750	8 ²	-	-	-

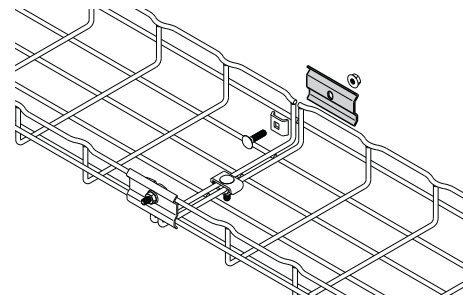
Washer Splice Kits



- 1 Install one kit on each side and remaining kit(s) on bottom.
- 2 Install two kits on each side and remaining kits on bottom.

FT2X2	2"	50	-	2	2	-
FT2X4	4"	100	-	2	2	-
FT2X6	6"	150	1	2	2	-
FT2X8	8"	200	1	2	2	-
FT2X12	12"	300	2	2	2	-
FT2X16	16"	400	2	2	2	-
FT2X18	18"	450	2	2	2	-
FT2X20	20"	500	2	2	2	-
FT2X24	24"	600	2	2	2	-
FT2X30	30"	750	4	2	2	-
FT2X32	32"	800	4	2	2	-
FT4X4	4"	100	1	2	2	-
FT4X6	6"	150	2	2	2	-
FT4X8	8"	200	2	2	2	-
FT(*)X12	12"	300	3	2	2	-
FT(*)X16	16"	400	4	2	2	-
FT(*)X18	18"	450	4	2	2	-
FT(*)X20	20"	500	4	2	2	-
FT(*)X24	24"	600	4	2	2	-
FT(*)X30	30"	750	5	2	2	-

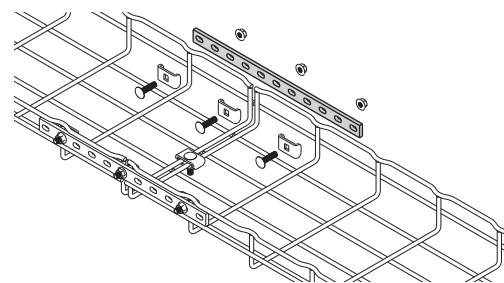
Splice Plates



Install splice plates on sides and
WASHER SPL KIT on bottom.

FT2X2	2"	50	-	2	-	2
FT2X4	4"	100	-	2	-	2
FT2X6	6"	150	1	2	-	2
FT2X8	8"	200	1	2	-	2
FT2X12	12"	300	2	2	-	2
FT2X16	16"	400	2	2	-	2
FT2X18	18"	450	2	2	-	2
FT2X20	21"	500	2	2	-	2
FT2X24	24"	600	2	2	-	2
FT2X30	30"	750	3	6	-	2
FT2X32	32"	800	3	6	-	2
FT4X4	4"	100	1	2	-	2
FT4X6	6"	150	2	2	-	2
FT4X8	8"	200	2	6	-	2
FT(*)X12	12"	300	2	6	-	2
FT(*)X16	16"	400	3	6	-	2
FT(*)X18	18"	450	3	6	-	2
FT(*)X20	20"	500	3	6	-	2
FT(*)X24	24"	600	3	6	-	2
FT(*)X30	30"	750	4	6	-	2

Splice Bars



Install splice bars on sides and
WASHER SPL KIT on bottom.

Splice Plate Kits for 2" Deep Flextray

Part Number	System Width		Weight Per 100		Box Quantity	Conveniently poly-bagged for use with 2" Deep Flextray
	in.	mm	lbs.	kg		
FTS20SK	2"	50	2.91	1.32	10	
	4"	100				
FTS21SK	6"	150	3.63	1.64	10	
	8"	200				
FTS22SK	12"	300	4.35	1.97	10	
	18"	450				
	20"	500				
	24"	600				

Splice Plate Kits for 4" & 6" Deep Flextray

Part Number	System Width		Weight Per 100		Box Quantity	Conveniently poly-bagged for use with 4" & 6" Deep Flextray
	in.	mm	lbs.	kg		
FTS23SK	4"	100	5.07	2.30	10	
	6"	150				
	8"	200				
	12"	300				
FTS24SK	18"	450	5.79	2.62	10	
	20"	500				
	24"	600				