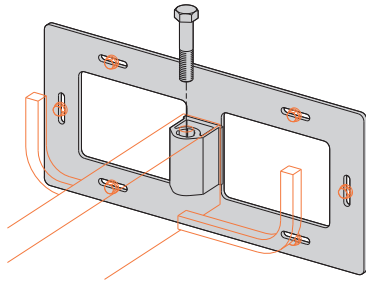




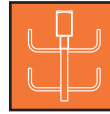
Data-Track™ Tray-To-Box Connector



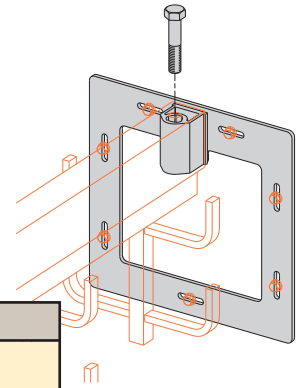
Cat. No.		
CAT-BD B 3 12 B		
Rung Type	Loading Depth	Tray Width
● B=Bottom rung	● 3=3"	● 06= 6"
● T=Top rung	● 4=4"	● 09= 9"
	● 6=6"	● 12=12"
		● 18=18"
		● 24=24"

Patented (see page 117)

- Connects tray to opening in enclosures
- Qwik-Bolt™ design
- Shipped with one bolt for tray connection (order 1/4" diameter wall mounting hardware separately)



Verti-Rack™ Tray-To-Box Connector



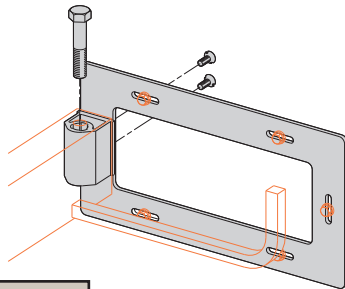
Cat. No.	
CAT-B 4 V 06 B	
Number of Tiers	Tray Width
● 2 = 2 tiers	● 03 = 3"
● 3 = 3 tiers	● 06 = 6"
● 4 = 4 tiers	● 09 = 9"
● 5 = 5 tiers	● 12 = 12"
● 6 = 6 tiers	

Patented (see page 117)

- Connects tray to opening in enclosures
- Qwik-Bolt design
- Shipped with one bolt for tray connection (order 1/4" diameter wall mounting hardware separately)



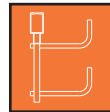
Half-Rack™ Tray-To-Box Connector



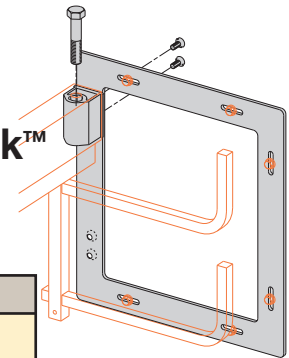
Cat. No.	
CAT-B1H 3 03 B	
Loading Depth	Tray Width
● 3 = 3"	● 03 = 3"
● 4 = 4"	● 06 = 6"
● 6 = 6"	● 09 = 9"
	● 12 = 12"

Patented (see page 117)

- Connects tray to opening in enclosures
- Qwik-Bolt design
- Shipped with one bolt for tray connection (order 1/4" diameter wall mounting hardware separately)



Multi-Tier Half-Rack™ Tray-To-Box Connector



Cat. No.	
CAT-B 2 M 03 B	
Number of Tiers	Tray Width
● 2 = 2 tiers	● 03 = 3"
● 3 = 3 tiers	● 06 = 6"
● 4 = 4 tiers	● 09 = 9"
	● 12 = 12"

Patented (see page 117)

- Connects tray to opening in enclosures
- Qwik-Bolt design
- Shipped with one bolt for tray connection (order 1/4" diameter wall mounting hardware separately)
- Designed for 3" and 4" fill

● Green = Fastest shipped items ● Black = Normal lead-time items ● Red = Normally long lead-time items