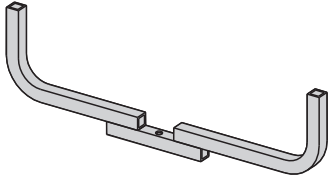


Cent-R-Rail™ - Installation Suggestions

Cent-R-Rail



Data-Track™ Bottom Rung Replacement

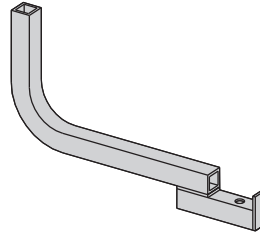


- #10 self-drilling attachments included.
- This product can act as a Rail-Riser™ for Data-Track.

Cat. No.
● C3ADB-06-RK
● C3ADB-09-RK
● C3ADB-12-RK
● C3ADB-18-RK
● C3ADB-24-RK
● C4ADB-06-RK
● C4ADB-09-RK
● C4ADB-12-RK
● C4ADB-18-RK
● C4ADB-24-RK
● C6ADB-06-RK
● C6ADB-09-RK
● C6ADB-12-RK
● C6ADB-18-RK
● C6ADB-24-RK



Half-Rack™ Rung Replacement

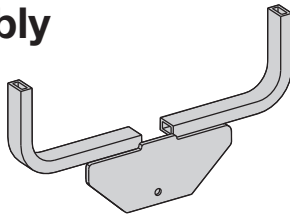


- #10 self-drilling attachments included.

Cat. No.
● C3A1H-03-RK
● C3A1H-06-RK
● C3A1H-09-RK
● C3A1H-12-RK
● C4A1H-03-RK
● C4A1H-06-RK
● C4A1H-09-RK
● C4A1H-12-RK
● C6A1H-03-RK
● C6A1H-06-RK
● C6A1H-09-RK
● C6A1H-12-RK

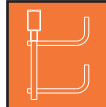


Verti-rack™ Rung Replacement Assembly

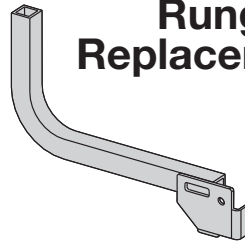


- #10 self-drilling attachments included.

Cat. No.
● C2AV-03-RK
● C2AV-06-RK
● C2AV-09-RK
● C2AV-12-RK



Multi-Tier Half-Rack™ Rung Replacement

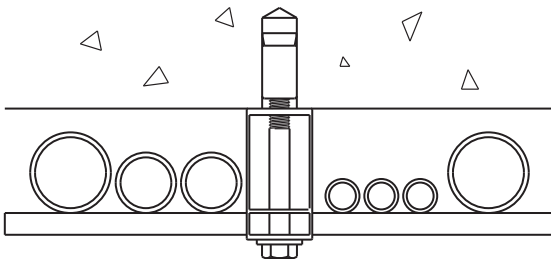


- #10 self-drilling attachments included.

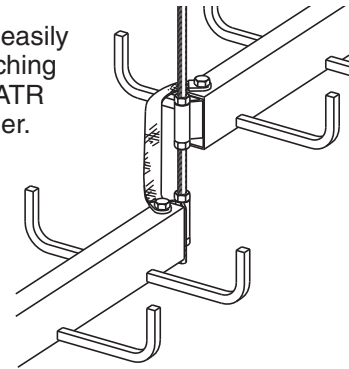
Cat. No.
● C3AM-03-RK
● C3AM-06-RK
● C3AM-09-RK
● C3AM-12-RK
● C4AM-03-RK
● C4AM-06-RK
● C4AM-09-RK
● C4AM-12-RK

Helpful Hints

- When installing cables near a ceiling, use straight rung DATA-TRACK and bolt to ceiling through splice holes or use "U" brackets (pg. 143).



- Vertical offsets can be easily field fabricated by attaching two trays to the same ATR with one above the other.



Note: Bonding jumper is required to maintain electrical continuity. (pg. 148)

● Green = Fastest shipped items ● Black = Normal lead-time items ● Red = Normally long lead-time items