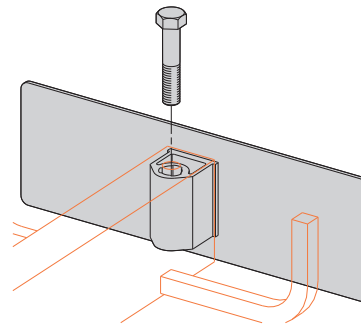


Half-Rack™ Blind End

Cat. No.		
CAM-BE1 B 3 12 B		
Rung Type	Loading Depth	Tray Width
● B = Bottom rung	● 3 = 3"	● 06 = 6"
● T = Top rung	● 4 = 4"	● 09 = 9"
	● 6 = 6"	● 12 = 12"
		● 18 = 18"
		● 24 = 24"

Patented (see page 117)

- Terminates cable tray run
- Qwik-Bolt™ design
- Shipped with one bolt for tray connections

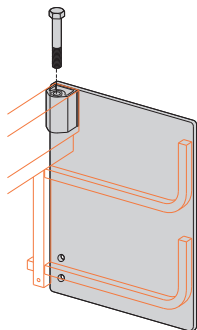


Data-Track™ Blind End

Cat. No.		
CAM-BED B 3 12 B		
Rung Type	Loading Depth	Tray Width
● B = Bottom rung	● 3 = 3"	● 06 = 6"
● T = Top rung	● 4 = 4"	● 09 = 9"
	● 6 = 6"	● 12 = 12"
		● 18 = 18"
		● 24 = 24"

Patented (see page 117)

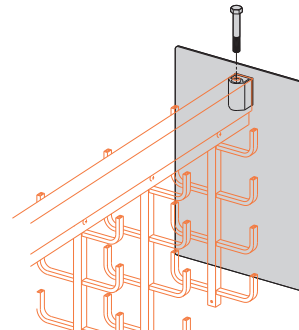
- Terminates cable tray run
- Qwik-Bolt design
- Shipped with one bolt for tray connections



Cat. No.		
CAM-BE 2 M 12 B		
Tier	Rung Type	Tray Width
● 2 = 2 Tier	● M = Multi-Tier	● 03 = 3"
● 3 = 3 Tier	Half Rack®	● 06 = 6"
● 4 = 4 Tier		● 09 = 9"
		● 12 = 12"

Patented (see page 117)

- Terminates cable tray run
- Qwik-Bolt design
- Shipped with one bolt for tray connections
- Designed for 3" and 4" fill



Cat. No.		
CAM-BE 2 V 09 B		
Tier	Rung Type	Tray Width
● 2 = 2 Tier	● V = Verti-Rack®	● 03 = 3"
● 3 = 3 Tier		● 06 = 6"
● 4 = 4 Tier		● 09 = 9"
		● 12 = 12"

Patented (see page 117)

- Terminates cable tray run
- Qwik-Bolt design
- Shipped with one bolt for tray connections
- Designed for straight rung and 2" fill

● Green = Fastest shipped items ● Black = Normal lead-time items ● Red = Normally long lead-time items