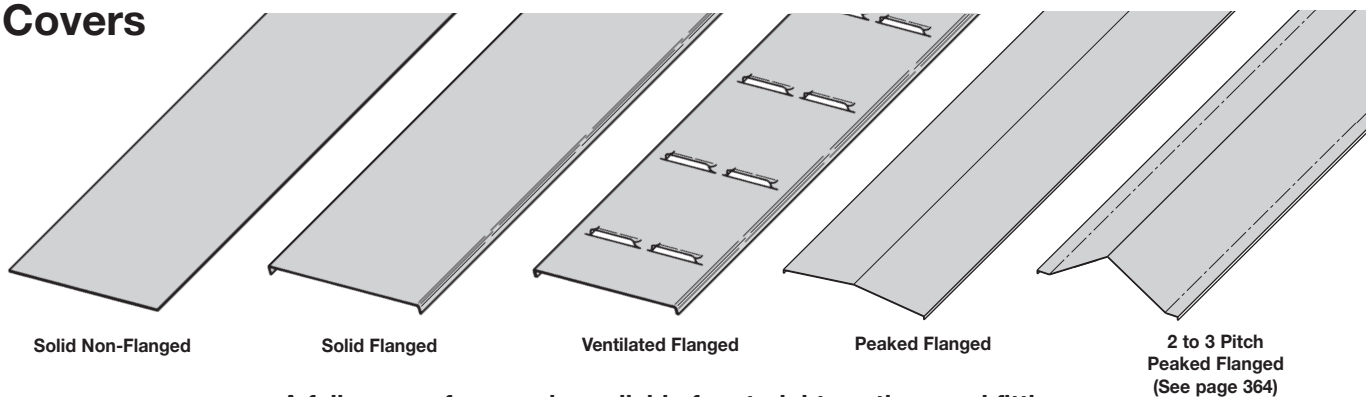


Series 2, 3, 4, & 5 Aluminum - Accessories

Covers



A full range of covers is available for straight sections and fittings.

Solid covers should be used when maximum enclosure of the cable is desired and no accumulation of heat is expected.

Ventilated covers provide an overhead cable shield, yet allow heat to escape.

Cooper B-Line recommends that covers be placed on vertical cable tray runs to a height of 6 ft. (1.83 m) to 8 ft. (2.44 m) above the floor to isolate both cables and personnel. **Flanged covers** have a 1/2 in. (13 mm) flange. Cover clamps are not included with the cover and must be ordered separately. All **peaked covers** are flanged. Standard peaked covers have 1/2" peak. Special purpose peaked covers, having a 2 to 3 pitch, provide additional slope and material thickness. The 2 to 3 pitch fitting covers are of multiple piece, welded construction.

Aluminum Cover Part Numbering

Prefix

Example: 80 7 A 40 - 24 - 144

Cover Type

- 80 = Solid
- 81 = Ventilated
- 82 = Peaked

Detail

- 6 = Non-Flanged (80 & 81 type only)
- 7 = Flange

Material

- A = Aluminum

Material Thickness

- 40 = .040 Aluminum
- All except 2 to 3 pitch

Tray Width

- 06 = 6"
- 09 = 9"
- 12 = 12"
- 18 = 18"
- 24 = 24"
- 30 = 30"
- 36 = 36"

See example below.

Item Description

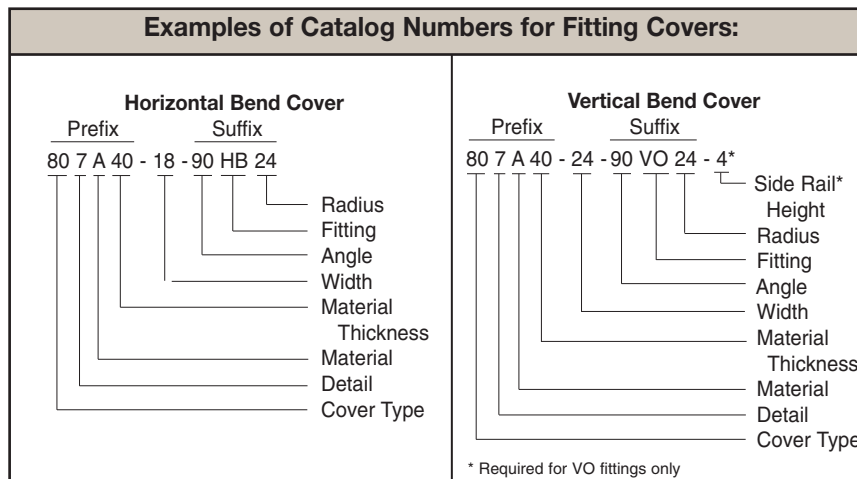
For Straight Section Cover:

- 144 = 12 ft. (3.66 m)
- 120 = 10 ft. (3.05 m)
- 72 = 6 ft. (1.83 m)
- 60 = 5 ft. (1.52 m)

For fitting covers: Insert suffix of fitting to be covered.

Covers 30" and 36" wide have reinforcing ridges.

Examples of Catalog Numbers for Fitting Covers:

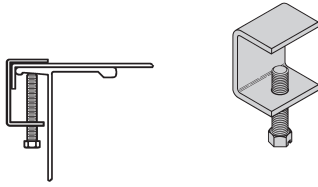


● Green = Fastest shipped items ● Black = Normal lead-time items ● Red = Normally long lead-time items

Series 2, 3, 4, & 5 Aluminum - Accessories

Standard Cover Clamp

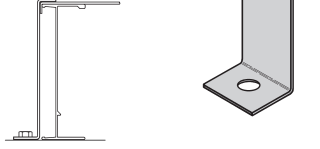
- For indoor service only.
- Setscrew included.
- Sold per piece.



Tray Type	Side Rail Height	Catalog No.
Aluminum	All Sizes	● 9ZN-9012
		● 9A-9012

Combination Cover and Hold Down Clamp

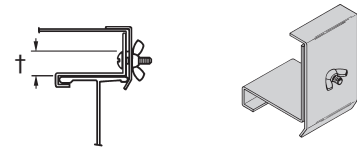
- Sold per piece.
- For indoor service only.



Tray Type	Side Rail Height		Catalog No.
	in.	mm	
Aluminum	4	101	● 9P-9043
	5	127	● 9P-9053
	6	152	● 9P-9063
	7	178	● 9P-9073

Raised Cover Clamp

- For indoor service only.
- For use with flanged covers only.

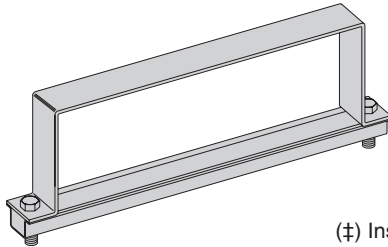


† Specify gap of 1", 2", 3" or 4".

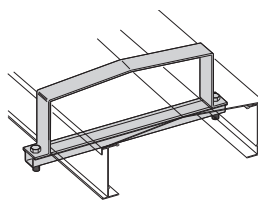
Tray Type	Side Rail Height	Catalog No.
Aluminum	4" & 5" Deep	● 9ZN-9112-†
	6" & 7" Deep	● 9ZN-9113-†

Heavy Duty Cover Clamp

- Recommended for outdoor service.



Peaked Cover Clamp



(‡) Insert tray width
† Add P to Catalog No. for peaked cover clamp.

Side Rail Height	in. mm		Catalog No.
	in.	mm	
4	101		● 9A-(‡)-9044†
5	127		● 9A-(‡)-9054†
6	152		● 9A-(‡)-9064†
7	178		● 9A-(‡)-9074†


Quantity of Standard Cover Clamps Required

Straight Section 60" or 72"4 pcs.
Straight Section 120" or 144"6 pcs.
Horizontal/Vertical Bends4 pcs.
Tees6 pcs.
Crosses8 pcs.

Note: When using the Heavy Duty Cover Clamp, only one-half the number of clamps stated above is required.

Cover Joint Strip

- Used to join covers
- Plastic
- (‡) Insert tray width



Catalog No. ● 99-9980-(‡)



Cable Cleats

(see pages 356 thru 360)

Trefoil Cable Cleats



Single Cable Cleats



● Green = Fastest shipped items ● Black = Normal lead-time items ● Red = Normally long lead-time items