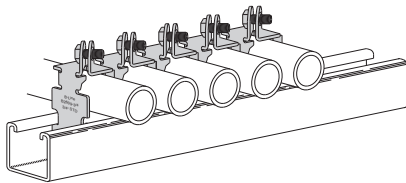


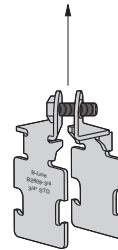
B2601 THRU B2610 TWIST EAR® PIPE CLAMP

- One piece break apart, screw retainer, thread impressions
- Tighter alignment, no need to leave additional space between clamps in order to access nut and bolt
- Easier access bolt can be tightened directly from front
- Available in 1/2", 3/4", 1" rigid and EMT Conduit
- Recommended Torque 30 in. - lbs.
- Safety Factor of 3
- Standard finish: ZN

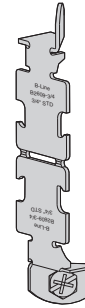


Allows for multiple clamps to be used in succession, with easier access than other pipe clamps.

Design Load



Break-apart - break in the middle, bolt the ends together.

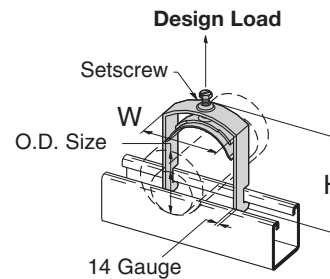


No loose pieces. One piece break apart with screw retainer and thread impressions.

Part No.	Use With		Thickness	Design Load		Wt./C	
	EMT	Rigid Conduit		Lbs.	kN	Lbs.	kg
B2601	1/2" (17.9)	—	16 Ga.	300	(1.34)	8.2	(3.7)
B2602	3/4" (23.4)	—	14 Ga.	500	(2.24)	13.5	(6.1)
B2603	1" (29.5)	—	14 Ga.	500	(2.24)	15.6	(7.1)
B2608	—	1/2" (21.3)	16 Ga.	300	(1.34)	8.2	(3.7)
B2609	—	3/4" (26.7)	14 Ga.	500	(2.24)	13.5	(6.1)
B2610	—	1" (33.4)	14 Ga.	500	(2.24)	15.6	(7.1)

BP081SS THRU BP475SS P CLAMPS

- Minimizes induction heating
- Material: Stainless Steel Type 304



Part No.	O.D. Size		Height H		Width W		Design Load		Wt./C.	
	In.	mm	In.	mm	In.	mm	Lbs.	kN	Lbs.	kg
BP081SS	.250-.840	(6.4-21.3)	1.86	(47.2)	0.87	(22.1)	300	(1.33)	9.0	(4.1)
BP110SS	.810-1.100	(20.6-28.0)	2.18	(55.4)	1.19	(30.2)	300	(1.33)	12.0	(5.4)
BP135SS	.850-1.350	(21.6-34.8)	2.25	(57.2)	1.38	(35.1)	300	(1.33)	14.0	(6.3)
BP175SS	1.250-1.750	(31.8-44.4)	2.78	(70.6)	1.78	(45.2)	300	(1.33)	21.0	(9.5)
BP205SS	1.550-2.050	(39.4-52.1)	3.00	(76.2)	2.28	(57.9)	300	(1.33)	30.0	(13.6)
BP250SS	2.00-2.50	(50.8-63.5)	3.43	(87.1)	2.83	(71.9)	300	(1.33)	35.0	(15.9)
BP300SS	2.55-3.00	(64.7-76.2)	3.87	(97.8)	3.15	(80.0)	300	(1.33)	39.0	(17.7)
BP325SS	2.75-3.25	(69.9-82.8)	4.06	(103.1)	3.28	(83.3)	300	(1.33)	41.0	(18.6)
BP375SS	3.25-3.75	(82.6-95.3)	4.60	(116.8)	3.83	(97.3)	300	(1.33)	47.0	(21.3)
BP425SS	3.75-4.25	(95.3-108.0)	5.13	(130.3)	4.50	(114.3)	300	(1.33)	54.0	(24.4)
BP475SS	4.25-4.75	(108.0-120.7)	5.70	(144.8)	4.85	(123.2)	300	(1.33)	58.0	(26.3)

Reference page 126 for general fitting and standard finish specifications.