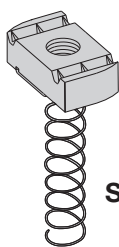
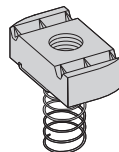


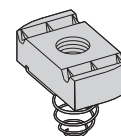
Note: See page 50 for resistance to slip & page 51 for pull-out strength.



**700 Series**



**200 Series**



**500 Series**

## SPRING NUT

| Part No.              | Thread Size | Fits Channel Sizes | Nut Thickness |        | Wt./C |        |
|-----------------------|-------------|--------------------|---------------|--------|-------|--------|
|                       |             |                    |               |        | Lbs.  | kg     |
| N721                  | #8-32       | B11 & B12          | 1/4"          | (6.3)  | 7.0   | (3.17) |
| N221                  | #8-32       | B22, B24, B26, B32 | 1/4"          | (6.3)  | 7.0   | (3.17) |
| N521                  | #8-32       | B42, B52, B54, B56 | 1/4"          | (6.3)  | 7.0   | (3.17) |
| N727                  | #10-32      | B11 & B12          | 1/4"          | (6.3)  | 7.0   | (3.17) |
| N227                  | #10-32      | B22, B24, B26, B32 | 1/4"          | (6.3)  | 7.0   | (3.17) |
| N527                  | #10-32      | B42, B52, B54, B56 | 1/4"          | (6.3)  | 7.0   | (3.17) |
| N722                  | #10-24      | B11 & B12          | 1/4"          | (6.3)  | 7.0   | (3.17) |
| N222                  | #10-24      | B22, B24, B26, B32 | 1/4"          | (6.3)  | 7.0   | (3.17) |
| N522                  | #10-24      | B42, B52, B54, B56 | 1/4"          | (6.3)  | 7.0   | (3.17) |
| N724                  | 1/4-20      | B11 & B12          | 1/4"          | (6.3)  | 6.7   | (3.04) |
| N224                  | 1/4-20      | B22, B24, B26, B32 | 1/4"          | (6.3)  | 6.7   | (3.04) |
| N524                  | 1/4-20      | B42, B52, B54, B56 | 1/4"          | (6.3)  | 6.7   | (3.04) |
| N723                  | 5/16-18     | B11 & B12          | 1/4"          | (6.3)  | 6.7   | (3.04) |
| N223                  | 5/16-18     | B22, B24, B26, B32 | 1/4"          | (6.3)  | 6.7   | (3.04) |
| N523                  | 5/16-18     | B42, B52, B54, B56 | 1/4"          | (6.3)  | 6.7   | (3.04) |
| N728                  | 3/8-16      | B11 & B12          | 3/8"          | (9.5)  | 9.3   | (4.22) |
| N228                  | 3/8-16      | B22, B24, B26, B32 | 3/8"          | (9.5)  | 9.3   | (4.22) |
| N528                  | 3/8-16      | B42, B52, B54, B56 | 3/8"          | (9.5)  | 9.3   | (4.22) |
| N726                  | 7/16-14     | B11 & B12          | 3/8"          | (9.5)  | 8.8   | (3.99) |
| N226                  | 7/16-14     | B22, B24, B26, B32 | 3/8"          | (9.5)  | 8.8   | (3.99) |
| N526                  | 7/16-14     | B42, B52, B54, B56 | 3/8"          | (9.5)  | 8.8   | (3.99) |
| N725                  | 1/2-13      | B11 & B12          | 1/2"          | (12.7) | 11.6  | (5.26) |
| N225                  | 1/2-13      | B22, B24, B26, B32 | 1/2"          | (12.7) | 11.6  | (5.26) |
| N525                  | 1/2-13      | B42, B52, B54, B56 | 3/8"          | (9.5)  | 8.8   | (3.99) |
| N755                  | 5/8-11      | B11 & B12          | 1/2"          | (12.7) | 16.4  | (7.44) |
| N255                  | 5/8-11      | B22, B24, B26, B32 | 1/2"          | (12.7) | 16.4  | (7.44) |
| N555                  | 5/8-11      | B42, B52, B54, B56 | 3/8"          | (9.5)  | 10.2  | (4.62) |
| N775                  | 3/4-10      | B11 & B12          | 1/2"          | (12.7) | 14.5  | (6.58) |
| N275                  | 3/4-10      | B22, B24, B26, B32 | 1/2"          | (12.7) | 14.5  | (6.58) |
| N575                  | 3/4-10      | B42, B52, B54, B56 | 3/8"          | (9.5)  | 8.8   | (3.99) |
| N778                  | 7/8-9       | B11 & B12          | 1/2"          | (12.7) | 12.5  | (5.67) |
| N278                  | 7/8-9       | B22, B24, B26, B32 | 1/2"          | (12.7) | 12.5  | (5.67) |
| <b>Metric Threads</b> |             |                    |               |        |       |        |
| BMS-6L                | M6 x 1      | B11 & B12          | 1/4"          | (6.3)  | 6.9   | (3.13) |
| BMS-6M                | M6 x 1      | B22, B24, B26, B32 | 1/4"          | (6.3)  | 6.9   | (3.13) |
| BMS-6S                | M6 x 1      | B42, B52, B54, B56 | 1/4"          | (6.3)  | 6.9   | (3.13) |
| BMS-8L                | M8 x 1.25   | B11 & B12          | 1/4"          | (6.3)  | 6.7   | (3.04) |
| BMS-8M                | M8 x 1.25   | B22, B24, B26, B32 | 1/4"          | (6.3)  | 6.7   | (3.04) |
| BMS-8S                | M8 x 1.25   | B42, B52, B54, B56 | 1/4"          | (6.3)  | 6.7   | (3.04) |
| BMS-10L               | M10 x 1.5   | B11 & B12          | 3/8"          | (9.5)  | 9.6   | (4.35) |
| BMS-10M               | M10 x 1.5   | B22, B24, B26, B32 | 3/8"          | (9.5)  | 9.6   | (4.35) |
| BMS-10S               | M10 x 1.5   | B42, B52, B54, B56 | 3/8"          | (9.5)  | 9.6   | (4.35) |
| BMS-12M               | M12 x 1.75  | B22, B24, B26, B32 | 3/8"          | (9.5)  | 9.2   | (4.17) |
| BMS-12S               | M12 x 1.75  | B42, B52, B54, B56 | 3/8"          | (9.5)  | 9.2   | (4.17) |
| BMS-D-12L             | M12 x 1.75  | B11 & B12          | 1/2"          | (12.7) | 12.2  | (5.53) |
| BMS-D-12M             | M12 x 1.75  | B22, B24, B26, B32 | 1/2"          | (12.7) | 12.2  | (5.53) |

**Note:** For mini channel nut information see page 203.

Reference page 44 for general fitting and standard finish specifications.