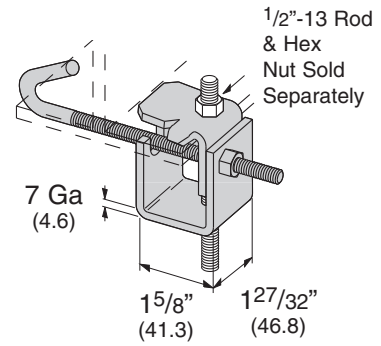


Beam Clamps

B750 SERIES BEAM CLAMP

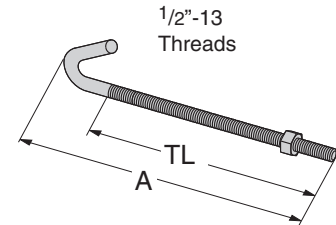
- Safety Factor of 5
- Design Load 500 Lbs. (2.22 kN)
- Recommended Torque:
J-Hook Nut 125 in-lbs. (14.1 N•m)
- Maximum Flange Thickness $5/8"$ (15.9)
- Standard finish: ZN



Part No.	For Flange Width		Wt./C	
			Lbs.	kg
B750-J4	3"-6"	(76.2-152.4)	109	(49.4)
B750-J6	5"-9"	(127.0-228.6)	124	(56.2)
B750-J9	8"-12"	(203.2-304.8)	135	(61.2)
B750-J12	11"-15"	(279.4-381.0)	147	(66.7)

B700 SERIES J-HOOK

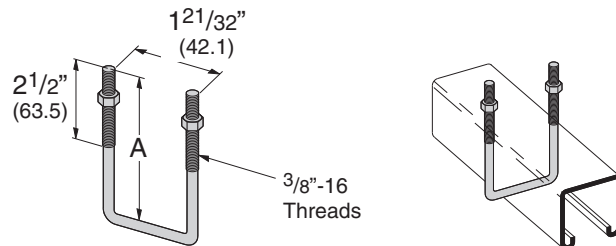
- Includes:
1 pc. J-Bolt
1 pc. Hex Nut
- Maximum Flange Thickness $5/8"$ (15.9)
- Standard finish: ZN



Part No.	A		Thread Length TL		Wt./C	
	Lbs.	kg	Lbs.	kg	Lbs.	kg
B700-J4	8 $1/2"$	(215.9)	6 $3/4"$	(171.4)	44	(19.9)
B700-J6	11 $1/2"$	(292.1)	9 $3/4"$	(247.6)	53	(24.0)
B700-J9	14 $1/2"$	(368.3)	12 $3/4"$	(323.8)	63	(28.6)
B700-J12	17 $1/2"$	(444.5)	15 $3/4"$	(400.0)	78	(35.4)

B500 SERIES SQUARE U-BOLT

- Includes:
1 pc. U-Bolt only
2 pcs. $3/8"$ -16 Hex Nuts
- Additional sizes available
- Standard finish: ZN, SS4



Part No.	A		Channel Size	Wt./C	
	Lbs.	kg		Lbs.	kg
B500-3-3/8	3 $3/8"$	(85.7)	1 $5/8"$ x 1 $5/8"$	25	(11.3)
B500-5	5"	(127.0)	3 $1/4"$ x 1 $5/8"$	33	(14.9)

Reference page 112 for general fitting and standard finish specifications.