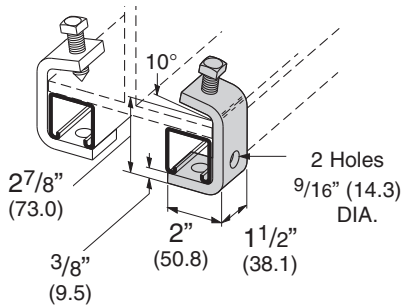


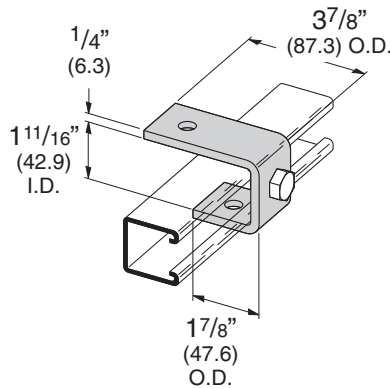
## B427 BEAM CLAMP

- Design Load 1100 Lbs. (4.89 kN) when used in pairs
- Safety Factor of 5
- 2 1/2" (63.5) Max. Flange Thickness without channel
- 1/2"-13 x 1 1/2" Setscrew included
- Sold in pieces
- Standard finish: ZN
- Wt./C 92 Lbs. (41.7 kg)



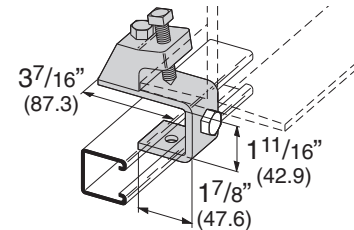
## B405 SUSPENSION MEMBER

- Standard finishes: ZN, GRN
- Wt./C 75 Lbs. (34.0 kg)



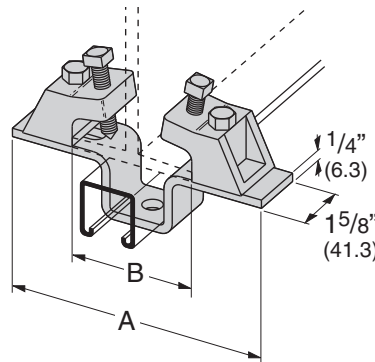
## B405A SUSPENSION MEMBER WITH BEAM CLAMP

- 7/8" (22.2) Max. Flange Thickness
- Includes:
  - 1 pc. B405 Suspension Member
  - 1 pc. B213 I-Beam Clamp
  - 1 pc. 1/2"-13 x 2 1/2" HHCS
  - 1 pc. 1/2"-13 Hex Nut
- Material: Malleable iron
- Standard finishes: ZN, GRN
- Wt./C 183 Lbs. (83.0 kg)



## B318 THRU B320 BEAM CLAMP ASSEMBLY

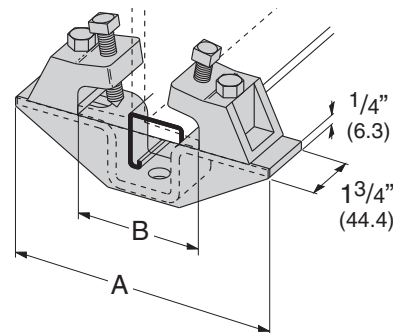
- Safety Factor of 5
- 7/8" (22.2) Max. Flange Thickness
- Includes:
  - 1 pc. B333 Slotted U-Support
  - 2 pcs. B213 I-Beam Clamp
  - 2 pcs. 1/2"-13 x 2 1/2" HHCS
  - 2 pcs. 1/2"-13 Hex Nuts
- Material: Malleable iron
- Standard finishes: ZN, GRN



Part No.	A	For Flange Width B	Design Load Lbs. kN	Wt./C Lbs. kg
B318	7 1/4" (184.1)	2 3/8"-4 1/2" (60.3-114.3)	1200 (5.34)	325 (147.4)
B319	8 1/2" (215.9)	3 3/4"-5 3/4" (95.2-146.0)	800 (3.56)	340 (154.2)
B320	10 3/8" (263.5)	5 5/8"-7 5/8" (142.9-193.7)	560 (2.49)	357 (161.9)

## B602A THRU B602C BEAM CLAMP WITH GUSSET ASSEMBLY

- Safety Factor of 5
- 7/8" (22.2) Max. Flange Thickness
- Includes:
  - 1 pc. B451 Slotted Three Hole U Support with Gusset
  - 2 pcs. B213 I-Beam Clamp
  - 2 pcs. 1/2"-13 x 2 1/2" HHCS
  - 2 pcs. 1/2"-13 Hex Nuts
- Material: Malleable iron
- Standard finishes: ZN, GRN



Part No.	A	For Flange Width B	Design Load Lbs. kN	Wt./C Lbs. kg
B602A	7 1/4" (184.1)	2 3/8"-4 1/2" (60.3-114.3)	1200 (5.34)	365 (165.1)
B602B	8 1/2" (215.9)	3 3/4"-5 3/4" (95.2-146.0)	1200 (5.34)	383 (173.7)
B602C	10 3/8" (263.5)	5 5/8"-7 5/8" (142.9-193.7)	1200 (5.34)	408 (185.0)

Reference page 112 for general fitting and standard finish specifications.