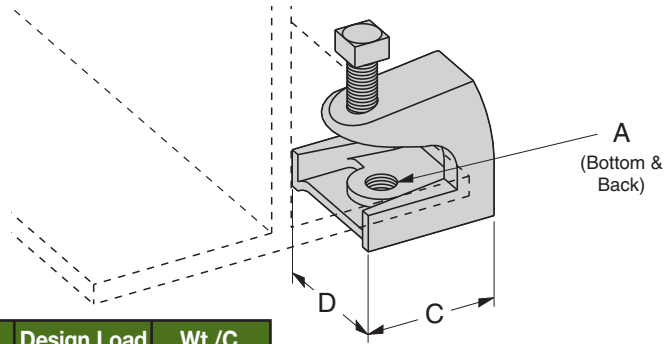


# Beam Clamps

## B444 SERIES ROD SUPPORT

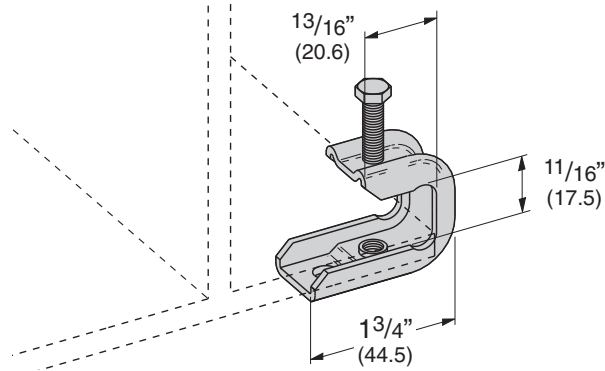
- Safety Factor of 5
- Max. Flange Thickness  
 $\frac{3}{4}$ " (19.0) for  $\frac{1}{4}$  &  $\frac{5}{16}$  sizes  
 $1$ " (25.4) for  $\frac{3}{8}$  &  $\frac{1}{2}$  sizes
- Setscrew included
- Material: Malleable iron
- Standard finish: ZN  
 Available in HDG with CZ Hardware



Part No.	Thread Size A	Set Screw	C		D		Design Load		Wt./C	
			Lbs.	kN	Lbs.	kN	Lbs.	kg		
B444-1/4	1/4"-20	1/4"-20	1 3/8"	(34.9)	1 3/16"	(30.1)	150	(.66)	24	(10.9)
B444-5/16	5/16"-18	1/4"-20	1 3/8"	(34.9)	1 3/16"	(30.1)	150	(.66)	23	(10.4)
B444-3/8	3/8"-16	1/2"-13	1 7/8"	(47.6)	2"	(50.8)	350	(7.12)	65	(29.5)
B444-1/2	1/2"-13	5/8"-11	2 3/8"	(60.3)	2 1/2"	(63.5)	1000	(4.45)	132	(59.9)

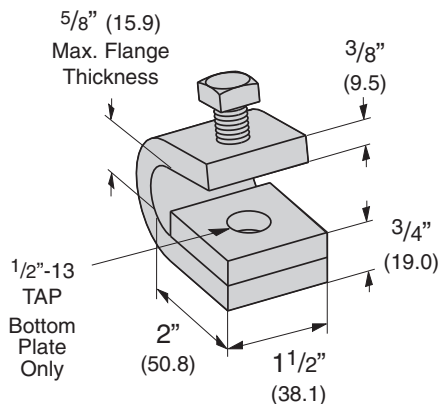
## BC442 LIGHT DUTY BEAM CLAMP

- Design Load 75 Lbs. (.33 kN)
- Safety Factor of 5
- $\frac{11}{16}$ " (17.5) Max. Flange Thickness
- Setscrew included
- Holes tapped  $\frac{1}{4}$ "-20 (Bottom & Back)
- Material: 13 Gauge (2.3)
- Standard finish: ZN
- Wt./C 13 Lbs. (3.9 kg)



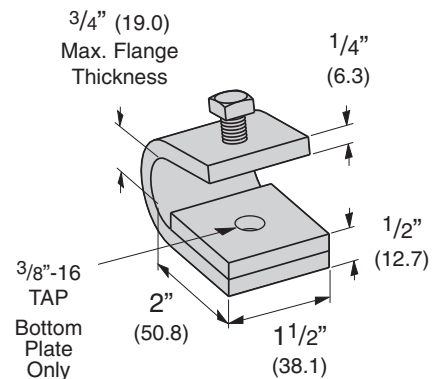
## B210 BEAM CLAMP

- Design Load 800 Lbs. (3.56 kN)
- Safety Factor of 5
- $\frac{5}{8}$ " (15.9) Max. Flange Thickness
- $\frac{1}{2}$ "-13 Setscrew included
- Standard finish: ZN
- Wt./C 100 Lbs. (45.3 kg)



## B210A BEAM CLAMP

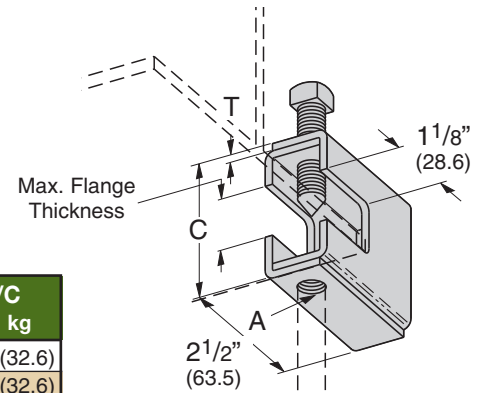
- Design Load 300 Lbs. (1.33 kN)
- Safety Factor of 5
- $\frac{3}{4}$ " (19.0) Max. Flange Thickness
- $\frac{3}{8}$ "-16 Setscrew included
- Standard finish: ZN
- Wt./C 60 Lbs. (27.2 kg)



Reference page 112 for general fitting and standard finish specifications.

## B303 THRU B309 BEAM CLAMPS

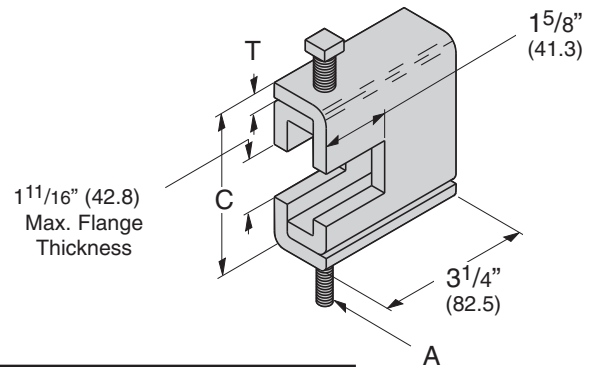
- Safety Factor of 5
- Max. Flange Thickness 1/16" (1.6) thru 7/8" (22.2)
- Setscrew included
- When Retaining Strap is required, order B312 separately
- Recommended Setscrew Torque: 3/8"-16 150 in-lbs. (16.9 N•m)  
1/2"-13 350 in-lbs. (39.5 N•m)
- Standard finishes: ZN, HDG



Part No.	Rod Size A	Set Screw	C	T	Design Load		Wt./C	
					Lbs.	kN	Lbs.	kg
B303	1/4"-20	3/8"-16	2 5/16" (58.7)	11 Ga. (3.0)	400	(1.78)	72	(32.6)
B304	5/16"-18	3/8"-16	2 5/16" (58.7)	11 Ga. (3.0)	600	(2.67)	72	(32.6)
B305	3/8"-16	3/8"-16	2 5/16" (58.7)	11 Ga. (3.0)	600	(2.67)	72	(32.6)
B306	3/8"-16	1/2"-13	2 7/16" (61.9)	7 Ga. (4.5)	1100	(4.89)	97	(44.0)
B307	1/2"-13	1/2"-13	2 7/16" (61.9)	7 Ga. (4.5)	1100	(4.89)	97	(44.0)
B308	1/2"-13	1/2"-13	2 9/16" (65.1)	1/4" (6.3)	1500	(6.67)	133	(60.3)
B309	5/8"-11	1/2"-13	2 9/16" (65.1)	1/4" (6.3)	1500	(6.67)	133	(60.3)

## B321 SERIES BEAM CLAMPS

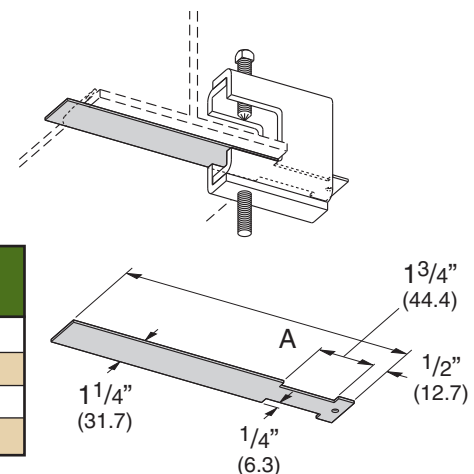
- Safety Factor of 5
- 1 11/16" (42.8) Max. Flange Thickness
- Setscrew included
- When Retaining Strap is required, order B312 separately
- Recommended Setscrew Torque: 1/2"-13 350 in-lbs. (39.5 N•m)  
5/8"-11 700 in-lbs. (79.0 N•m)
- Minimum flange thickness: B321-1 thru B321-3 1/4" (6.3)  
B321-4 and B321-5 3/8" (9.5)
- Standard finishes: ZN, HDG



Part No.	Rod Size A	Setscrew	C	T	Design Load		Wt./C	
					Lbs.	kN	Lbs.	kg
B321-1	3/8"-16	1/2"-13	3 9/16" (92.1)	1/4" (6.3)	1300	(5.78)	187	(84.8)
B321-2	1/2"-13	1/2"-13	3 9/16" (92.1)	1/4" (6.3)	1400	(6.23)	186	(84.3)
B321-3	5/8"-11	1/2"-13	3 9/16" (92.1)	1/4" (6.3)	1600	(7.12)	185	(83.9)
B321-4	5/8"-11	5/8"-11	3 23/32" (94.4)	5/16" (7.9)	1800	(8.00)	239	(108.4)
B321-5	3/4"-10	5/8"-11	3 23/32" (94.4)	5/16" (7.9)	2000	(8.89)	238	(107.9)

## B312 SERIES RETAINING STRAP FOR USE WITH B303 THRU B309 AND B321 SERIES

- 3/4" (19.0) Max. Flange Thickness
- For thicker beams, step up one flange width size
- Material: 14 Gauge (1.9)
- Standard finishes: GALV, HDG



Part No.	For Flange Width		A	Wt./C	
				Lbs.	kg
B312-6	6"	(152.4)	9"	(228.6)	22 (10.0)
B312-9	9"	(228.6)	12"	(304.8)	30 (13.6)
B312-12	12"	(304.8)	15"	(381.0)	40 (18.1)
B312-15	15"	(381.0)	18"	(457.2)	49 (22.2)

Reference page 112 for general fitting and standard finish specifications.