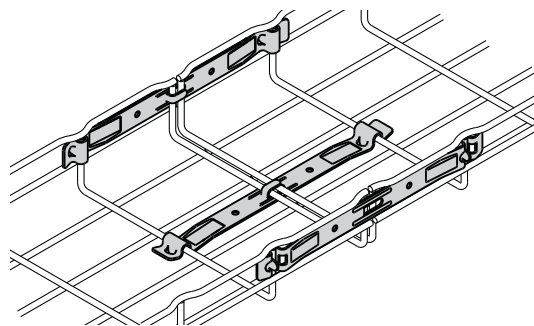


Tab-Loc Connector

Part Number	Description	Length	Qty./Box lbs.	Wt./Box kg	
FTSTLC__	Tab-Loc Connectors	9.29"	50	7.2	3.26



- Fast splice for straight runs of tray
- For use with 2" (50mm) to 32" (800mm) wide tray to connect straight sections only
- Finishes __: **ZN**, SS6



Application Requirements

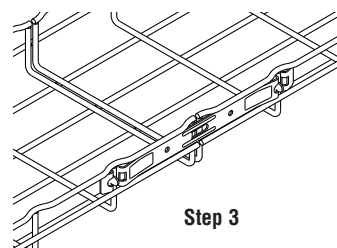
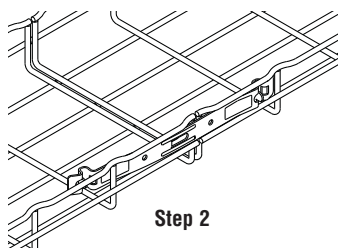
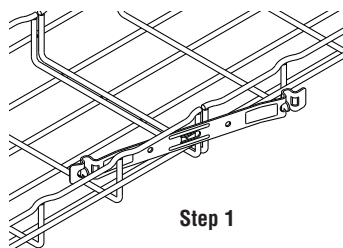
The recommendations listed are equal for all depths (except as noted).

Splicing Chart (number of splices required for UL Classification)

Tray Height	Tray Width - number of splices								
	2" (50mm)	4" (100mm)	6" (150mm)	8" (200mm)	12" (300mm)	16" (400mm)	18" (450mm)	20" (500mm)	24" (600mm)
2"	NC	NC	4	4	4	4	4	5	5
4"	NM	4	5	6	6	7	7	7	8
6"	NM	NM	NM	6	6	7	7	7	8

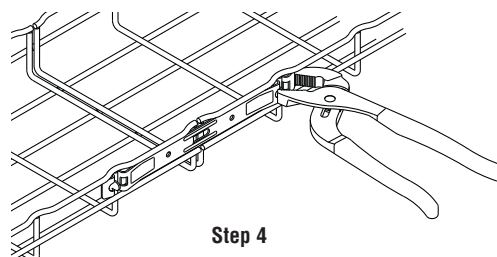
NC = Not UL Classified in this size NM = Flextray is not manufactured in this size

Installation



Tab-Loc security without special tools.

Screwdriver can also be used to bend tab-locs (hold connector ends while bending).



See page 5 for finish and grounding information